



DARK TEMPTATION

**ABK**

EMOZIONI IN SUPERFICIE

DARK TEMPTATION .19

**ABK**  
EMOZIONI IN SUPERFICIE

TEMPTATIONS

ATTRACTION

SUGGESTIONS



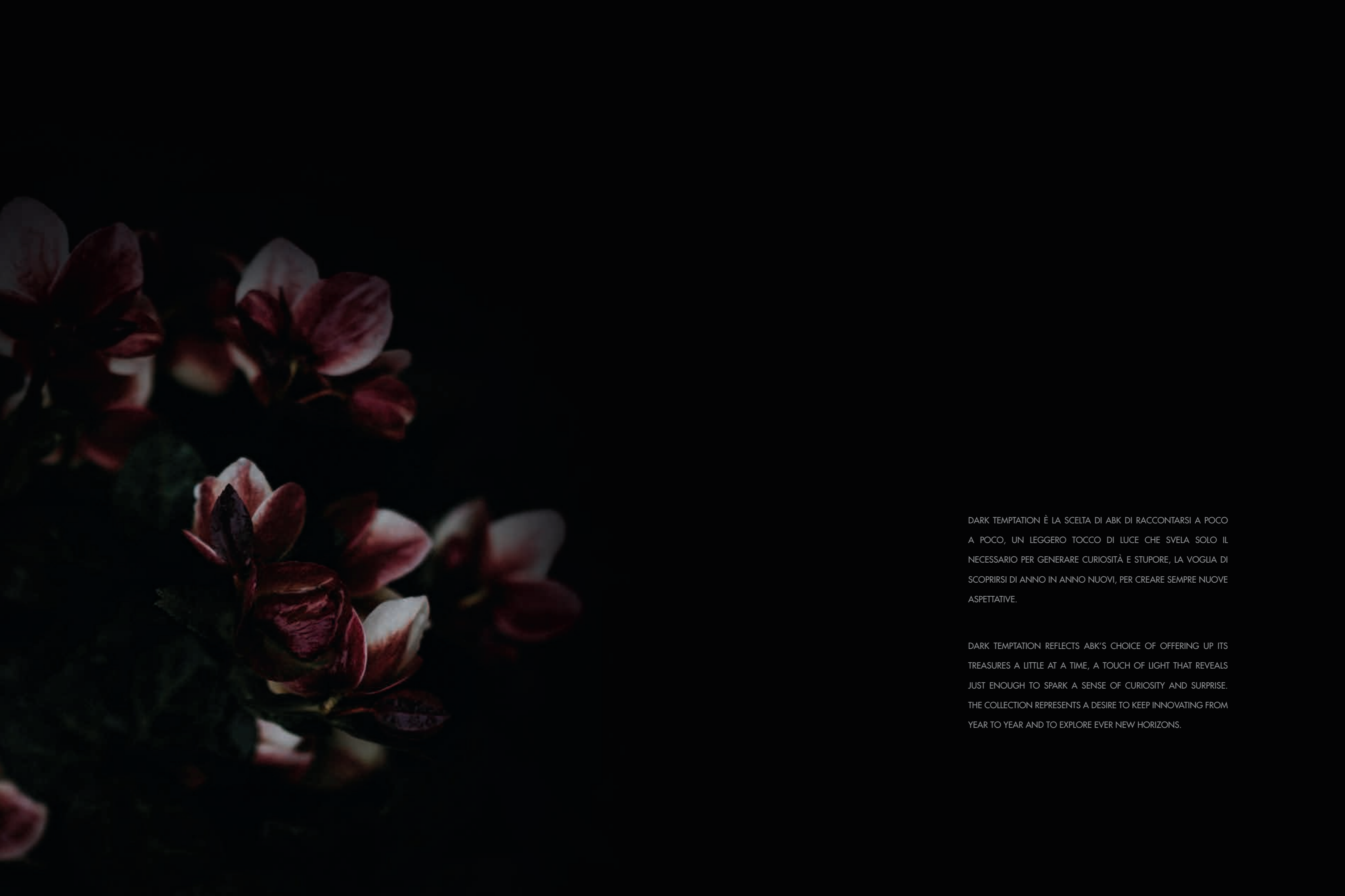
EXPECTATIONS

SURPRISING

CURIOSITY

DARK TEMPTATION





DARK TEMPTATION È LA SCELTA DI ABK DI RACCONTARSI A POCO A POCO, UN LEGGERO TOCCO DI LUCE CHE SVELA SOLO IL NECESSARIO PER GENERARE CURIOSITÀ E STUPORE, LA VOGLIA DI SCOPRIRSI DI ANNO IN ANNO NUOVI, PER CREARE SEMPRE NUOVE ASPETTATIVE.

DARK TEMPTATION REFLECTS ABK'S CHOICE OF OFFERING UP ITS TREASURES A LITTLE AT A TIME, A TOUCH OF LIGHT THAT REVEALS JUST ENOUGH TO SPARK A SENSE OF CURIOSITY AND SURPRISE. THE COLLECTION REPRESENTS A DESIRE TO KEEP INNOVATING FROM YEAR TO YEAR AND TO EXPLORE EVER NEW HORIZONS.

# INDEX

## INDICE ALFABETICO / ALPHABETICAL INDEX

### GRES PORCELLANATO / PORCELAIN TILES

096	ALPES
102	ALPES RAW
034	CROSSROAD CHALK
176	CROSSROAD WOOD
066	DOCKS
186	DOLPHIN
226	DOLPHIN OUT.20
058	DOWNTOWN
126	FOSSIL
086	GENT
220	GENT OUT.20
014	GHOST
214	GHOST OUT.20
166	GRACE
044	INTERNO 9 WIDE
050	INTERNO 9
024	LAB325
216	LAB325 OUT.20
076	NATIVE
218	NATIVE OUT.20
170	NEST
202	PETRAIA
118	RE-WORK
224	RE-WORK OUT.20
258	SECRET
158	SENSI
134	SENSI UP
144	SENSI WIDE
194	SOLERAS
228	SOLERAS OUT.20
108	UNIKA
222	UNIKA OUT.20

### DECORAZIONE E RIVESTIMENTO / DECOR & WALL

242	CROSSROAD BRICK
246	DO UP
254	DO UP TOUCH
264	GRACE
234	PLAY
260	SECRET
272	TRACKS

### SOLUTIONS

286	ECHO CHIC
280	FACTORY
277	LEVEL
282	MELT
284	ROCKS
288	ZANZIBAR

### COLLANTI E SIGILLANTI PER EDILIZIA / BUILDING ADHESIVES AND SEALANTS

292	HARDKOLL
-----	----------

### INFORMAZIONI TECNICHE / TECHNICAL INFORMATION

298	
-----	--

## INDICE PER FORMATO / INDEX BY SIZE

### GRES PORCELLANATO PAVIMENTI E RIVESTIMENTI / PORCELAIN FLOOR AND WALL TILES

<b>160x320</b>	ALPES	096	<b>20x120</b>	CROSSROAD WOOD	176	<b>33,3x33,3</b>	PETRAIA	202	
	CROSSROAD CHALK	034		DOLPHIN	186		SECRET	258	
	GENT	086		ECHO CHIC	286		ZANZIBAR	288	
	INTERNO 9 WIDE	044		NEST	170	<b>16,65x33,3</b>	PETRAIA	202	
	LAB325	024		SOLERAS	194		<b>10x30</b>	SENSI	158
	NATIVE	076		<b>80x80</b>	ALPES	096		UNIKA	108
	SENSI WIDE	144		CROSSROAD CHALK	034		<b>7,5x30</b>	CROSSROAD BRICK	242
	SENSI UP	134		DOCKS	066			DO UP TOUCH	254
<b>160x160</b>	ALPES	096		DOWNTOWN	058		<b>7x28</b>	DOLPHIN	186
	CROSSROAD CHALK	034		GENT	086			GENT	086
	INTERNO 9 WIDE	044		INTERNO 9 WIDE	048		<b>20x40</b>	LAB325	024
	LAB325	024		LAB325	024			GENT	086
	LAB325	024		RE-WORK	118			RE-WORK	118
<b>120x270</b>	GHOST	014		NATIVE	076			UNIKA	108
	LAB325	024		SENSI WIDE	144		<b>20x20</b>	GENT	086
	SENSI UP	134		<b>40x80</b>	DOCKS	066		PLAY	234
<b>120x240</b>	ALPES	096		DOWNTOWN	058			RE-WORK	118
	CROSSROAD CHALK	034		FOSSIL	126		<b>10x10</b>	UNIKA	108
	GENT	086		RE-WORK	118			PETRAIA	202
	INTERNO 9 WIDE	044		RE-WORK OUT.20	224				
	SENSI WIDE	144		UNIKA	108				
<b>120x120</b>	ALPES	096		UNIKA OUT.20	222				
	CROSSROAD CHALK	034		<b>20x80</b>	DOCKS	066			
	GENT	086		DOWNTOWN	058				
	GHOST	014		FOSSIL	126				
	INTERNO 9 WIDE	048		RE-WORK	118				
	LAB325	024		SOLERAS	194				
	NATIVE	076		<b>13,5x80</b>	SOLERAS	194			
	SENSI WIDE	144		<b>60x60</b>	ALPES RAW	102			
	SENSI UP	134		DOCKS	066				
<b>90x90</b>	GHOST	014		DOWNTOWN	058				
	GHOST OUT.20	214		FACTORY	280				
	NATIVE OUT.20	218		GRACE	264				
<b>80x160</b>	ALPES	096		GENT	086				
	CROSSROAD CHALK	034		GHOST	014				
	INTERNO 9 WIDE	044		INTERNO 9	050				
	LAB325	024		LAB325	024				
	LAB325	024		MELT	282				
	SENSI WIDE	144		LEVEL	277				
<b>26x200</b>	CROSSROAD WOOD	176		RE-WORK	118				
<b>40x170</b>	DOLPHIN	186		NATIVE	076				
	NEST	170		SENSI	158				
	SOLERAS	256		SOLERAS	194				
<b>20x170</b>	DOLPHIN	186		UNIKA	108				
	NEST	170		<b>30x75</b>	SECRET	260			
	SOLERAS	256		<b>25x75</b>	TRACKS	272			
<b>60x120</b>	ALPES RAW	102		<b>20x50</b>	ZANZIBAR	288			
	CROSSROAD CHALK	034		<b>30x60</b>	ALPES RAW	102			
	DO UP	246		DOCKS	066				
	DO UP TOUCH	254		DOWNTOWN	058				
	GENT	086		FOSSIL	126				
	GHOST	014		FACTORY	280				
	INTERNO 9	050		GHOST	014				
	LAB325	024		INTERNO 9	050				
	LAB325 OUT.20	216		LEVEL	277				
	GENT OUT.20	220		MELT	282				
	SENSI	158		NATIVE	076				
	SENSI UP	134		RE-WORK	118				
	SENSI WIDE	144		ROCKS	284				
	NATIVE	076		SENSI	158				
	UNIKA	108		UNIKA	108				
<b>30x120</b>	DOLPHIN OUT.20	226		<b>50x50</b>	FOSSIL	126			
	DO UP	246		PETRAIA	202				
	DO UP TOUCH	254		ZANZIBAR	280				
	GENT	086							
	GHOST	014							
	INTERNO 9	050							
	LAB325	024							
	SENSI	158							
	SOLERAS OUT.20	228							
	NATIVE	076							
	UNIKA	108							

PRINCIPALI FORMATI DISPONIBILI  
MAIN SIZES AVAILABLE



**CONTEMPORARY CONTEMPORANEO**

PAG 14 <b>GHOST WIDE</b>		PAG 24 <b>LAB325 WIDE</b>		PAG 34 <b>CROSSROAD CHALK WIDE</b>		PAG 34 <b>INTERNO 9 WIDE</b>		PAG 44 <b>INTERNO 9</b>		PAG 50 <b>DOWNTOWN</b>		PAG 58 <b>DOCKS</b>		PAG 66	
120x270 120x120 90x90 60x120 30x120 60x60 30x60	160x320 120x270 160x160 80x160 120x120 80x80 60x120 30x120 60x60 20x40	160x320 120x240 160x160 80x160 120x120 60x120 80x80	160x320 120x240 160x160 80x160 120x120 80x80	60x120 30x120 60x60 30x60	60x120 30x120 60x60 30x60	80x80 40x80 20x80 60x60 30x60	80x80 40x80 20x80 60x60 30x60								
		<b>COAL</b>	<b>DARK</b>	<b>DARK</b>		<b>BLACK</b>				<b>GRAPHITE</b>	<b>GREY</b>				
<b>TAUPE</b>	<b>PEPPER</b>	<b>SMOKE</b>													
<b>GREY</b>															
<b>SAGE</b>	<b>ASH</b>	<b>GREY</b>	<b>SILVER</b>	<b>SILVER</b>	<b>ASH</b>	<b>SILVER</b>									
<b>IVORY</b>	<b>PEARL</b>	<b>WHITE</b>	<b>PEARL</b>	<b>PEARL</b>	<b>IVORY</b>	<b>WHITE</b>									
<b>CLAY</b>				<b>DUNE</b>	<b>ECRU</b>	<b>BONE</b>									
<b>ROPE</b>		<b>SAND</b>			<b>EARTH</b>	<b>WARM</b>									
	<b>TAUPE</b>							<b>MUD</b>							
				<b>RUST</b>				<b>RUST</b>							
<b>JADE</b>															

**MARBLE/MARMO**

PAG 134 <b>SENSI UP WIDE</b>		PAG 144 <b>SENSI WIDE</b>		PAG 144 <b>SENSI</b>		PAG 158 <b>GRACE</b>		PAG 166	
160x320 120x270 120x120 60x120	160x320 120x240 80x160 120x120 80x80 60x120	60x120 30x120 60x60 30x60 10x30	60x60 30x60						
<b>MARQUINA SELECT</b>	<b>PIETRA GREY</b>	<b>PIETRA GREY</b>							
<b>GRAND ANTIQUE</b>									
<b>INVISIBLE PEARL</b>	<b>ARABESQUE SILVER</b>	<b>ARABESQUE SILVER</b>	<b>PULPIS</b>						
<b>STATUARIO VERSILIA</b>	<b>STATUARIO APUANO</b>								
<b>BRECCIA MELANGE</b>	<b>CALACATTA GOLD</b>	<b>CALACATTA SELECT</b>							
	<b>ONICE BEIGE</b>		<b>ALABASTRO</b>						
	<b>SAHARA CREAM</b>	<b>SAHARA CREAM</b>	<b>MARFIL</b>						

**WOOD LEGNO**

PAG 170 <b>NEST</b>		PAG 170 <b>CROSSROAD WOOD</b>		PAG 176 <b>DOLPHIN</b>		PAG 186 <b>SOLERAS</b>		PAG 194	
20x170 20x120		26x200 20x120		40x170 20x170 20x120 20x80 7x28 30x120		40x170 20x170 20x120 20x80 13.5x80 60x60 30x120			
		<b>COAL</b>		<b>COAL</b>	<b>ANTRACITE</b>				
<b>TAUPE</b>				<b>GREY</b>	<b>MOON</b>	<b>GRIGIO</b>			
				<b>WHITE</b>		<b>BIANCO</b>			
<b>BEIGE</b>	<b>SAND</b>	<b>MILK</b>	<b>NATURALE</b>						
<b>OAK</b>	<b>AMBER</b>	<b>CLAY</b>	<b>BEIGE</b>						
	<b>TAN</b>	<b>OAK</b>	<b>HAVANA</b>						
<b>BLUE</b>									

**STONE PIETRA**

PAG 76 <b>NATIVE WIDE</b>		PAG 86 <b>GENT WIDE</b>		PAG 96 <b>ALPES WIDE</b>		PAG 96 <b>ALPES RAW</b>		PAG 102 <b>UNIKA</b>		PAG 108 <b>RE-WORK</b>		PAG 118 <b>FOSSIL</b>		PAG 126	
160x320 120x120 60x120 30x120 90x90 80x80 60x60 30x60	160x320 120x240 120x120 60x120 30x120 80x80 60x60 20x40 20x20 7x28	160x320 120x240 160x160 80x160 120x120 80x80	60x120 60x60 30x60	60x120 30x120 60x60 20x80 10x30 20x40 20x20 40x80	80x80 40x80 20x80 60x60 30x60 20x40 20x20	40x80 20x80 50x50 30x60									
<b>EBONY</b>					<b>BLACK</b>										
<b>FOG</b>	<b>DARK</b>			<b>GREY</b>											
<b>FOREST</b>		<b>LEAD</b>	<b>LEAD</b>	<b>SMOKE</b>	<b>FOG</b>										
<b>ASH</b>	<b>ASH</b>	<b>GREY</b>	<b>GREY</b>	<b>GREY</b>	<b>SILVER</b>	<b>LIGHT GREY</b>									
		<b>IVORY</b>	<b>IVORY</b>	<b>CREAM</b>	<b>WHITE</b>										
	<b>ROPE</b>	<b>SAND</b>	<b>SAND</b>	<b>ECRU</b>	<b>BEIGE</b>	<b>CREAM</b>									
					<b>BEIGE</b>	<b>BEIGE</b>									
				<b>BRONZE</b>				<b>BROWN</b>							
								<b>BLUE</b>							

**RUSTIC/RUSTICO**

PAG 202 <b>PETRAIA</b>		PAG 202	
50x50 33,3x33,3 16,65x33,3 10x10			
<b>ALMOND</b>			
<b>BEIGE</b>			
<b>OCRA</b>			
<b>COTTO</b>			
<b>ROSSO</b>			

# PORCELAIN TILES CONTENT TABLE

# GRES PORCELLANATO

PAVIMENTI E RIVESTIMENTI  
FLOOR & WALL TILES

## PORCELAIN TILES

CONTEMPORARY	14	GHOST
	24	LAB325
	34	CROSSROAD CHALK
	44	INTERNO 9 <sup>WIDE</sup>
	50	INTERNO 9
	58	DOWNTOWN
	66	DOCKS
STONE	76	NATIVE
	86	GENT
	96	ALPES
	102	ALPES RAW
	108	UNIKA
	118	RE-WORK
	126	FOSSIL
MARBLE	134	SENSI UP
	144	SENSI WIDE
	158	SENSI
	166	GRACE
WOOD	170	NEST
	176	CROSSROAD WOOD
	186	DOLPHIN
	194	SOLERAS
RUSTIC	202	PETRAIA





# GHOST

**WIDE**  
SUPERSIZE SLABS

LASTRE IN GRES PORCELLANATO A MASSA COLORATA FULL BODY COLORED PORCELAIN SLABS

SUPERFICI SURFACES : *naturale* - natural



120x270  
48"x108"

6 mm



120x120  
48"x 48"

9 mm



60x120  
24"x 48"



30x120  
12"x 48"



90x90  
36"x 36"



60x60  
24"x 24"




30x60  
12"x 24"



90x90  
36"x 36"


20 mm




IVORY



GREY




ROPE




CLAY



SAGE



JADE



TAUPE

GHOST GREY

# GHOST

## IVORY

* 120x270 rett.	<b>0004271</b>	F 132,90
120x120 rett.	<b>0003815</b>	F 68,90
60x120 rett.	<b>0004363</b>	F 68,90
30x120 rett.	<b>0004368</b>	F 68,90
90x90 rett.	<b>0005054</b>	F 75,90
60x60 rett.	<b>0004382</b>	F 53,90
30x60 rett.	<b>0004385</b>	F 49,90

▼  
6 mm  
▲

▼  
9 mm  
▲



## GREY

* 120x270 rett.	<b>0004273</b>	F 132,90
120x120 rett.	<b>0003817</b>	F 68,90
60x120 rett.	<b>0004365</b>	F 68,90
30x120 rett.	<b>0004370</b>	F 68,90
90x90 rett.	<b>0005056</b>	F 75,90
60x60 rett.	<b>0004384</b>	F 53,90
30x60 rett.	<b>0004387</b>	F 49,90

▼  
6 mm  
▲

▼  
9 mm  
▲



\* Fino ad esaurimento scorte l' art. verrà consegnato a spessore 7 mm. The item will be delivered 7 mm thick until stocks are exhausted.

# GHOST

## ROPE

* 120x270 rett.	<b>0004272</b>	F 132,90
120x120 rett.	<b>0003816</b>	F 68,90
60x120 rett.	<b>0004364</b>	F 68,90
30x120 rett.	<b>0004369</b>	F 68,90
90x90 rett.	<b>0005055</b>	F 75,90
60x60 rett.	<b>0004383</b>	F 53,90
30x60 rett.	<b>0004386</b>	F 49,90

▼  
6 mm  
▲

▼  
9 mm  
▲



\* Fino ad esaurimento scorte l' art. verrà consegnato a spessore 7 mm. The item will be delivered 7 mm thick until stocks are exhausted.

## CLAY

60x120 rett.	<b>0005067</b>	F 68,90
60x60 rett.	<b>0005087</b>	F 53,90
30x60 rett.	<b>0005091</b>	F 49,90

▼  
9 mm  
▲



# GHOST

## SAGE

60x120 rett.	<b>0004367</b>	F 68,90
60x60 rett.	<b>0005086</b>	F 53,90
30x60 rett.	<b>0005090</b>	F 49,90


9 mm



## JADE

60x120 rett.	<b>0005068</b>	F 68,90
60x60 rett.	<b>0005088</b>	F 53,90
30x60 rett.	<b>0005092</b>	F 49,90

9 mm

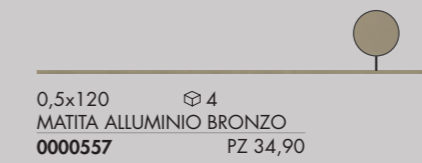
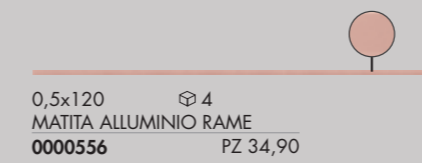
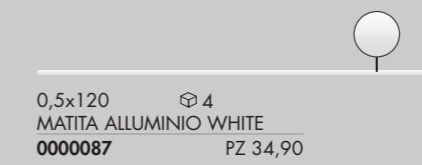
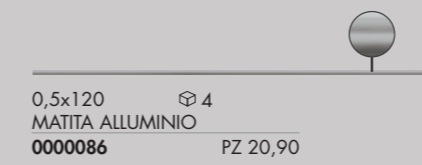



# GHOST

## TAUPE

60x120 rett.	<b>0004366</b>	F 68,90
60x60 rett.	<b>0005085</b>	F 53,90
30x60 rett.	<b>0005089</b>	F 49,90

9 mm



Articoli realizzati in alluminio per l'uso a parete, adatti a raccordare piastrelle di diverso spessore (9 mm / 7 mm).  
Aluminium strip for use between wall tiles of different thicknesses (9 mm / 7 mm).

# GHOST

## BOISERIE IVORY



\* 120x270 rett. **0004277** F 132,90  $\nabla$  6 mm  $\blacktriangle$

## BOISERIE GREY



\* 120x270 rett. **0004279** F 132,90  $\nabla$  6 mm  $\blacktriangle$

## BOISERIE ROPE



\* 120x270 rett. **0004278** F 132,90  $\nabla$  6 mm  $\blacktriangle$

## BOISERIE ROPE/IVORY




60x120 rett. **0004772** F 81,90  $\nabla$  9 mm  $\blacktriangle$

## BOISERIE GREY/IVORY



60x120 rett. **0004773** F 81,90  $\nabla$  9 mm  $\blacktriangle$

## DECORO OASIS

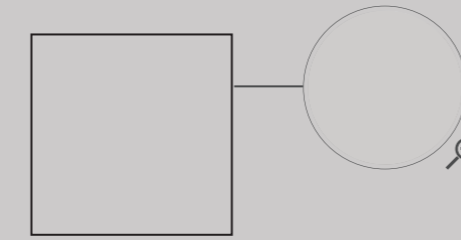


60x120 rett. **0004903** F 81,90  $\nabla$  9 mm  $\blacktriangle$

# GHOST

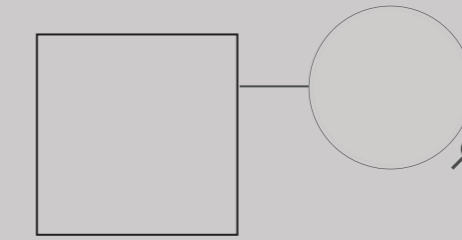
**OUT.20** R11  $\nabla$  20 mm  $\blacktriangle$

## GREY



90x90  $\boxplus$  1  
GREY 20 rett.  
**0004587** F 101,90

## ROPE



90x90  $\boxplus$  1  
ROPE 20 rett.  
**0004588** F 101,90

Per la serie completa vedi pag. 214  
For the complete collection see page 214

## GRES PORCELLANATO A MASSA COLORATA FULL BODY COLORED PORCELAIN TILES

Classificazione secondo norme UNI EN 14411 (ISO 13006) Allegato G-Gruppo Bla  
Classification in accordance with UNI EN 14411 (ISO 13006) Annex G-Group Bla



## DECORI / DECORATIVE

	IVORY	GREY	ROPE	CLAY	SAGE	JADE	TAUPE
MOS. QUADRETTI rett. 30x30 $\boxplus$ 6 F 101,90	<b>0004904</b>	<b>0004906</b>	<b>0004905</b>	<b>0005079</b>	<b>0004908</b>	<b>0005080</b>	<b>0004907</b>

## PEZZI SPECIALI / SPECIAL TRIMS

	IVORY	GREY	ROPE	CLAY	SAGE	JADE	TAUPE
BATTISCOPA rett. 5,5x120 PZ 10,90 $\boxplus$ 6	<b>0004774</b>	<b>0004784</b>	<b>0004783</b>	<b>0005069</b>	<b>0004786</b>	<b>0005070</b>	<b>0004785</b>
GRADONE TOP rett. 32x120x4,5x2 PZ 172,90 $\boxplus$ 1	<b>0004787</b>	<b>0004789</b>	<b>0004788</b>	<b>0005071</b>	<b>0004791</b>	<b>0005072</b>	<b>0004790</b>
ANGOLARE TOP SX 32x120x4,5x2 PZ 198,90 $\boxplus$ 1	<b>0004792</b>	<b>0004794</b>	<b>0004793</b>	<b>0005073</b>	<b>0004796</b>	<b>0005074</b>	<b>0004795</b>
ANGOLARE TOP DX 32x120x4,5x2 PZ 198,90 $\boxplus$ 1	<b>0004797</b>	<b>0004799</b>	<b>0004798</b>	<b>0005075</b>	<b>0004801</b>	<b>0005076</b>	<b>0004800</b>
GRADONE JOLLY 40x120x20 PZ 172,90 $\boxplus$ 1	<b>0004802</b>	<b>0004804</b>	<b>0004803</b>	<b>0005077</b>	<b>0004806</b>	<b>0005078</b>	<b>0004805</b>

\* Fino ad esaurimento scorte l' art. verrà consegnato a spessore 7 mm. The item will be delivered 7 mm thick until stocks are exhausted.

# GHOST


## THE PERFECT COMBO

DALLA CONSULTAZIONE DELLA MATERIOTECA ABK, NASCE LA NUOVA SEZIONE DEDICATA AGLI ABBINAMENTI CHE VALORIZZANO LE SUPERFICI DELLE PRINCIPALI COLLEZIONI.

THE NEW SECTION EXPLORES THE DIFFERENT WAYS IN WHICH ABK MATERIALS CAN BE COORDINATED TO ENHANCE THE SURFACES OF THE MAIN COLLECTIONS.

	NATIVE	NEST	LAB325	INTERNO 9	CROSSROAD WOOD
IVORY	FOG	BEIGE	PEARL	SILVER	SAND
GREY	ASH	TAUPE	ASH	SILVER	GREY
ROPE	RED	TAUPE	TAUPE	RUST	TAN
CLAY	RED	OAK	PEARL	RUST	TAN
SAGE	FOREST	OAK	PEPPER	RUST	TAN
JADE	ASH	TAUPE	ASH	RUST	SAND
TAUPE	ASH	TAUPE	PEARL	PEARL	TAN

# GHOST

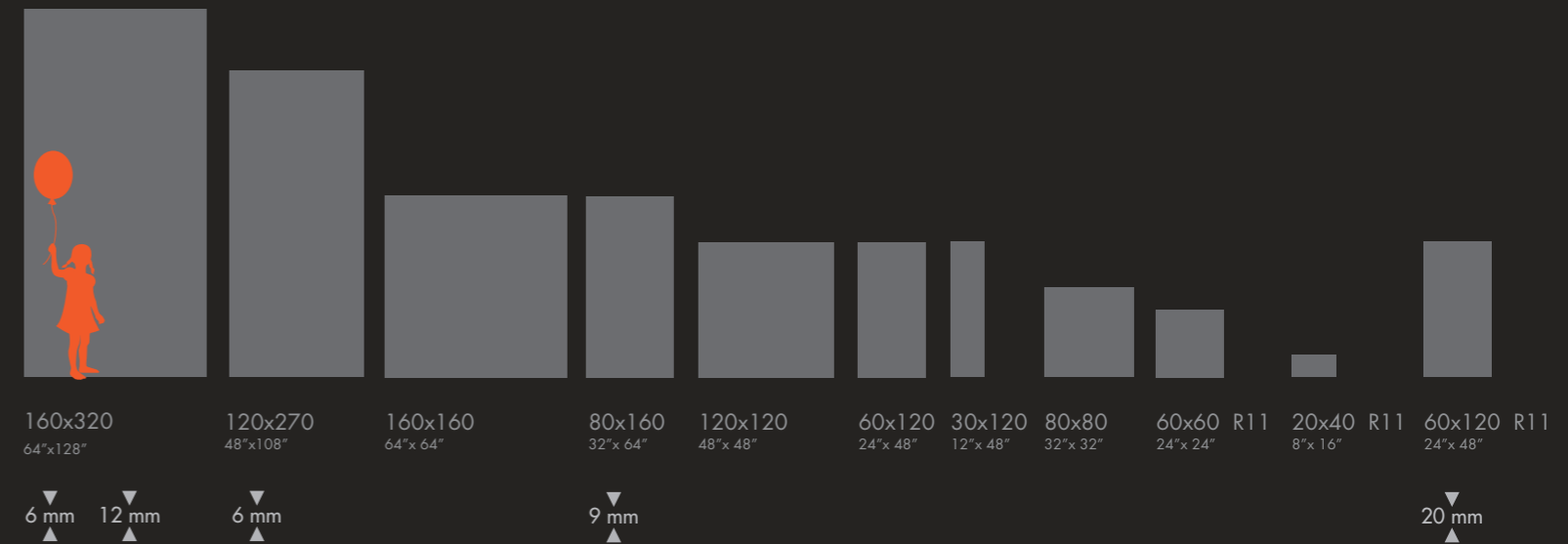


# LAB325

**WIDE**  
SUPERSIZE SLABS

LASTRE IN GRES PORCELLANATO A MASSA COLORATA FULL BODY COLORED PORCELAIN SLABS

SUPERFICI SURFACES : **naturale** - natural / **grip R11** - antislippery R11





wall LAB325 METAL ASH 120x270  
top INTERNO 9 RUST  
floor LAB325 BASE ASH 60x120



# LAB 325

## BASE PEARL

* 120x270 rett.	<b>0003055</b>	F 132,90
120x120 rett.	<b>0003059</b>	F 102,90
60x120 rett.	<b>0002607</b>	F 68,90
80x160 rett.	<b>0003067</b>	F 102,90
80x80 rett.	<b>0003063</b>	F 68,90
60x60 rett.	<b>0002693</b>	F 53,90

6 mm

9 mm



## BASE ASH

163,5x323 nat.	<b>0003781</b>	F 170,90
* 160x320 rett.	<b>0003161</b>	F 168,90
* 120x270 rett.	<b>0003056</b>	F 132,90
* 160x160 rett.	<b>0003165</b>	F 152,90
120x120 rett.	<b>0003060</b>	F 102,90
60x120 rett.	<b>0002608</b>	F 68,90
80x160 rett.	<b>0003068</b>	F 102,90
80x80 rett.	<b>0003064</b>	F 68,90
60x60 rett.	<b>0002694</b>	F 53,90

12 mm

6 mm

9 mm



\* Fino ad esaurimento scorte l' art. verrà consegnato a spessore 7 mm. The item will be delivered 7 mm thick until stocks are exhausted.

# LAB 325

## BASE TAUPE

* 120x270 rett.	<b>0002583</b>	F 132,90
120x120 rett.	<b>0002587</b>	F 102,90
60x120 rett.	<b>0002609</b>	F 68,90
80x160 rett.	<b>0002617</b>	F 102,90
80x80 rett.	<b>0002613</b>	F 68,90
60x60 rett.	<b>0002695</b>	F 53,90

6 mm

9 mm



## BASE PEPPER

* 160x320 rett.	<b>0003162</b>	F 168,90
* 120x270 rett.	<b>0002584</b>	F 132,90
* 160x160 rett.	<b>0003166</b>	F 152,90
120x120 rett.	<b>0002588</b>	F 102,90
60x120 rett.	<b>0002610</b>	F 68,90
80x160 rett.	<b>0002618</b>	F 102,90
80x80 rett.	<b>0002614</b>	F 68,90
60x60 rett.	<b>0002696</b>	F 53,90

6 mm

9 mm






# LAB 325

## FORM PEARL

* 120x270 rett.	<b>0002619</b>	F 149,90	6 mm
120x120 rett.	<b>0002623</b>	F 119,90	9 mm
60x120 rett.	<b>0002627</b>	F 81,90	
30x120 rett.	<b>0002631</b>	F 81,90	




## FORM ASH

* 120x270 rett.	<b>0002620</b>	F 149,90	6 mm
120x120 rett.	<b>0002624</b>	F 119,90	9 mm
60x120 rett.	<b>0002628</b>	F 81,90	
30x120 rett.	<b>0002632</b>	F 81,90	



## METAL ASH

* 120x270 rett.	<b>0002671</b>	F 149,90	6 mm
120x120 rett.	<b>0002673</b>	F 119,90	9 mm
60x120 rett.	<b>0002675</b>	F 81,90	
30x120 rett.	<b>0002677</b>	F 81,90	



## FORM TAUPE

* 120x270 rett.	<b>0002621</b>	F 149,90	6 mm
120x120 rett.	<b>0002625</b>	F 119,90	9 mm
60x120 rett.	<b>0002629</b>	F 81,90	
30x120 rett.	<b>0002633</b>	F 81,90	



## FORM PEPPER

* 120x270 rett.	<b>0002622</b>	F 149,90	6 mm
120x120 rett.	<b>0002626</b>	F 119,90	9 mm
60x120 rett.	<b>0002630</b>	F 81,90	
30x120 rett.	<b>0002634</b>	F 81,90	



## METAL TAUPE

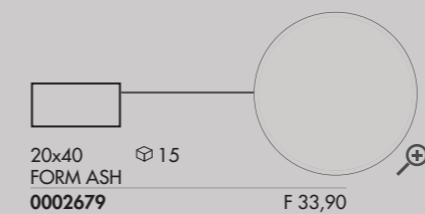
* 120x270 rett.	<b>0002672</b>	F 149,90	6 mm
120x120 rett.	<b>0002674</b>	F 119,90	9 mm
60x120 rett.	<b>0002676</b>	F 81,90	
30x120 rett.	<b>0002678</b>	F 81,90	



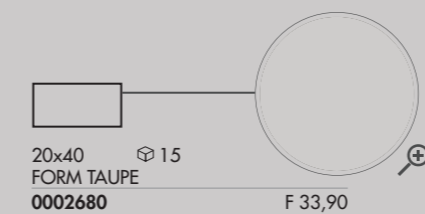
# LAB 325

## OUTDOOR R11 9 mm

### FORM ASH

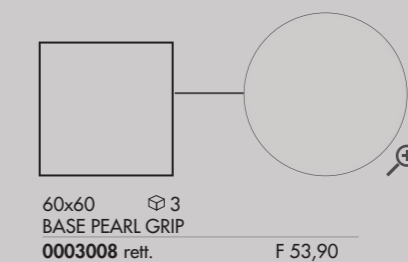


### FORM TAUPE

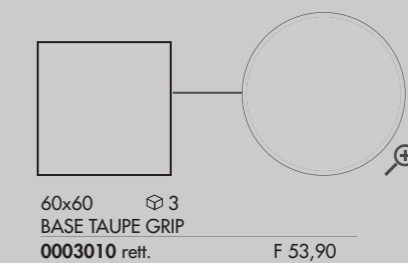


## OUTDOOR R11 P3 9 mm

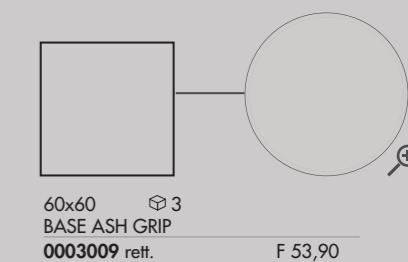
### BASE PEARL GRIP



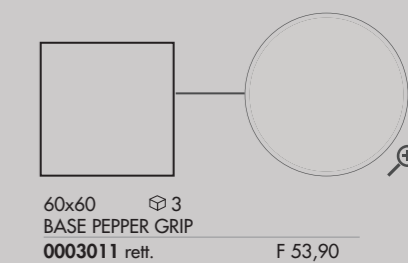
### BASE TAUPE GRIP



### BASE ASH GRIP

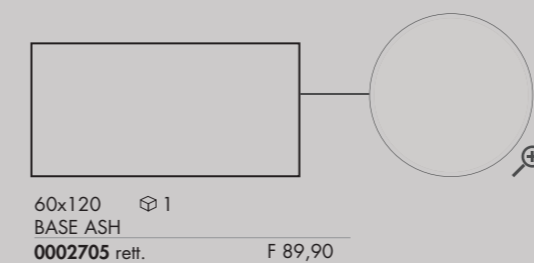


### BASE PEPPER GRIP

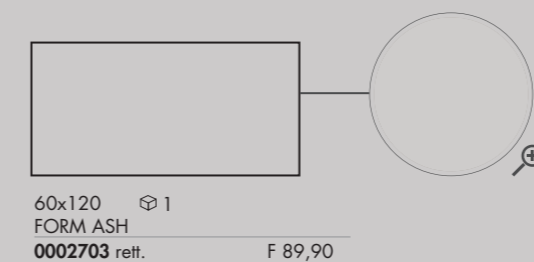


## OUT.20 R11 20 mm

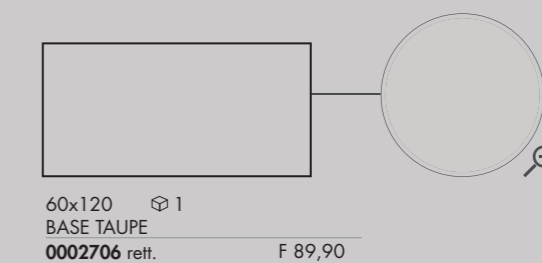
### BASE ASH



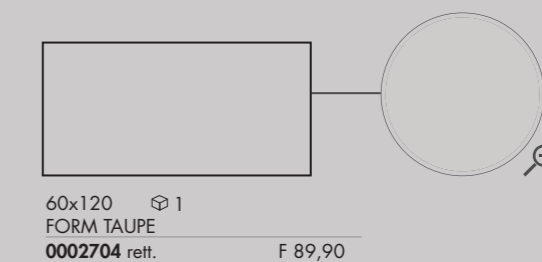
### FORM ASH



### BASE TAUPE



### FORM TAUPE

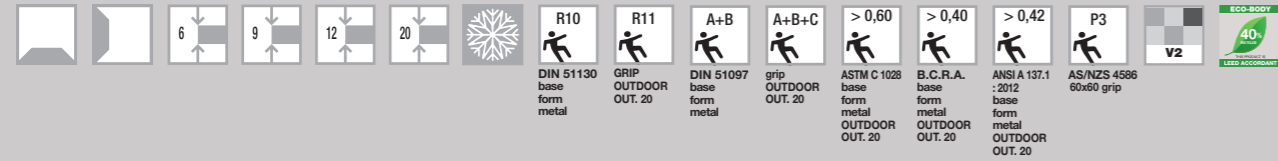


\* Fino ad esaurimento scorte l'art. verrà consegnato a spessore 7 mm. The item will be delivered 7 mm thick until stocks are exhausted.

# LAB325

## LASTRE IN GRES PORCELLANATO A MASSA COLORATA FULL BODY COLORED PORCELAIN SLABS

Classificazione secondo norme UNI EN 14411 (ISO 13006) Allegato G-Gruppo B1a  
Classification in accordance with UNI EN 14411 (ISO 13006) Annex G-Group B1a



<p>0,5x120 <math>\boxtimes</math> 4 MATITA ALLUMINIO 0000086 PZ 20,90</p>	<p>0,5x120 <math>\boxtimes</math> 4 MATITA ALLUMINIO WHITE 0000087 PZ 34,90</p>	<p>0,5x120 <math>\boxtimes</math> 4 MATITA ALLUMINIO BLACK 0000088 PZ 34,90</p>
<p>0,5x120 <math>\boxtimes</math> 4 MATITA ALLUMINIO RAME 0000556 PZ 34,90</p>	<p>0,5x120 <math>\boxtimes</math> 4 MATITA ALLUMINIO BRONZO 0000557 PZ 34,90</p>	

Articoli realizzati in alluminio per l'uso a parete, adatti a raccordare piastrelle di diverso spessore (9 mm / 7 mm).  
Aluminium strip for use between wall tiles of different thicknesses (9 mm / 7 mm).

DECORI / DECORATIVE	BASE PEARL	BASE ASH	BASE TAUPE	BASE PEPPER
<p>SLIM PACK mix sizes ref. F 101,90 Pcs/box: A 7,5x60 <math>\boxtimes</math> 4 B 7,5x40 <math>\boxtimes</math> 4 C 7,5x20 <math>\boxtimes</math> 4 D 7,5x30 <math>\boxtimes</math> 4 E 7,5x40 Diagonale Sx <math>\boxtimes</math> 1 F 7,5x20 Diagonale Dx <math>\boxtimes</math> 1 G 7,5x20 Diagonale Sx <math>\boxtimes</math> 1 H 7,5x40 Diagonale Dx <math>\boxtimes</math> 1 1 <math>\boxtimes</math> = 0,54 mq</p>	0002885	0002886	0002887	0002888

### PEZZI SPECIALI / SPECIAL TRIMS

	BASE PEARL	BASE ASH	BASE TAUPE	BASE PEPPER
<p>BATTISCOPA 5,5x80 PZ 8,90 <math>\boxtimes</math> 8</p>	0003075	0003076	0002681	0002682
<p>GRADONE TOP rett. 32x120x4,5x2 PZ 172,90 <math>\boxtimes</math> 1</p>	0003077	0003078	0002683	0002684
<p>ANGOLARE TOP SX 32x120x4,5x2 PZ 198,90 <math>\boxtimes</math> 1 ANGOLARE TOP DX 32x120x4,5x2 PZ 198,90 <math>\boxtimes</math> 1</p>	0003079	0003080	0002685	0002686
<p>BATTISCOPA 5,5x60 PZ 7,90 <math>\boxtimes</math> 10</p>	0003081	0003082	0002687	0002688
<p>GRADONE JOLLY 40x120x20 PZ 172,90 <math>\boxtimes</math> 1</p>	0002889	0002890	0002891	0002892
<p>ELEMENTO L MONOL. 15x30x5 PZ 14,90 <math>\boxtimes</math> 8</p>	0004561	0004562	0004563	0004564
		FORM ASH	FORM TAUPE	
		0003574 FORM ASH	0003575 FORM TAUPE	


# LAB325

## THE PERFECT COMBO

DALLA CONSULTAZIONE DELLA MATERIOTECA ABK, NASCE LA NUOVA SEZIONE DEDICATA AGLI ABBINAMENTI CHE VALORIZZANO LE SUPERFICI DELLE PRINCIPALI COLLEZIONI.

THE NEW SECTION EXPLORES THE DIFFERENT WAYS IN WHICH ABK MATERIALS CAN BE COORDINATED TO ENHANCE THE SURFACES OF THE MAIN COLLECTIONS.

	INTERNO 9	GENT	SENSI / SENSI UP	CROSSROAD WOOD	NATIVE	NEST
BASE PEARL	DARK	DARK	GRAND ANTIQUE	COAL	FOG	TAUPE
BASE ASH	RUST	DARK	STATUARIO APUANO	TAN	FOG	BLUE
BASE TAUPE	RUST	ASH	CALACATTA GOLD	TAN	ASH	BEIGE
BASE PEPPER	SILVER	ASH	STATUARIO ULTRA	AMBER	RED	TAUPE

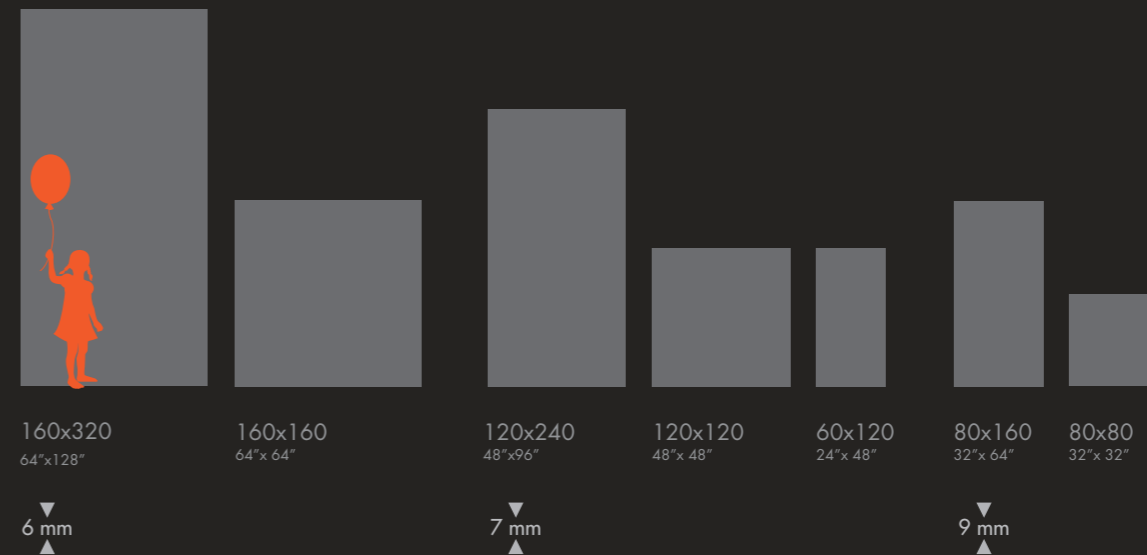


# CROSSROAD CHALK

**WIDE**  
SUPER SIZE SLABS

LASTRE IN GRES PORCELLANATO PORCELAIN SLABS

SUPERFICI SURFACES : **naturale** - natural



CROSSROAD CHALK COAL  
CROSSROAD WOOD COAL  
CROSSROAD BRICK COAL

Per visualizzare il progetto completo vedi pag. 176 Crossroad Wood e pag. 242 Crossroad Brick  
For the complete collection see at page 176 Crossroad Wood and page 242 Crossroad Brick



# CROSSROAD CHALK

## WHITE

120x240 rett.	<b>0000514</b>	F 132,90
120x120 rett.	<b>0000520</b>	F 102,90
60x120 rett.	<b>0001207</b>	F 68,90
* 80x160 rett.	<b>0000502</b>	F 102,90
* 80x80 rett.	<b>0000508</b>	F 68,90

7 mm

9 mm



## SAND

* 160x320 rett.	<b>0000491</b>	F 168,90
* 160x160 rett.	<b>0000497</b>	F 152,90
120x240 rett.	<b>0000515</b>	F 132,90
120x120 rett.	<b>0000521</b>	F 102,90
60x120 rett.	<b>0001208</b>	F 68,90
* 80x160 rett.	<b>0000503</b>	F 102,90
* 80x80 rett.	<b>0000509</b>	F 68,90

6 mm

7 mm

9 mm



\* Fino ad esaurimento scorte l' art. verrà consegnato a spessore 7 mm. The item will be delivered 7 mm thick until stocks are exhausted.

# CROSSROAD CHALK

## GREY

* 160x320 rett.	<b>0000493</b>	F 168,90
* 160x160 rett.	<b>0000499</b>	F 152,90
120x240 rett.	<b>0000517</b>	F 132,90
120x120 rett.	<b>0000523</b>	F 102,90
60x120 rett.	<b>0001210</b>	F 68,90
* 80x160 rett.	<b>0000505</b>	F 102,90
* 80x80 rett.	<b>0000511</b>	F 68,90

6 mm

7 mm

9 mm



## SMOKE

120x240 rett.	<b>0000516</b>	F 132,90
120x120 rett.	<b>0000522</b>	F 102,90
60x120 rett.	<b>0001209</b>	F 68,90
* 80x160 rett.	<b>0000504</b>	F 102,90
* 80x80 rett.	<b>0000510</b>	F 68,90

7 mm

9 mm



# CROSSROAD CHALK

## COAL

* 160x320 rett.	<b>0000494</b>	F 168,90
* 160x160 rett.	<b>0000500</b>	F 152,90
120x240 rett.	<b>0000518</b>	F 132,90
120x120 rett.	<b>0000524</b>	F 102,90
60x120 rett.	<b>0001211</b>	F 68,90
* 80x160 rett.	<b>0000506</b>	F 102,90
* 80x80 rett.	<b>0000512</b>	F 68,90

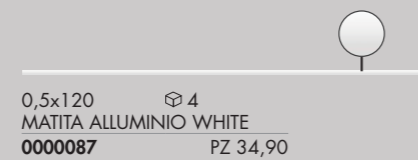
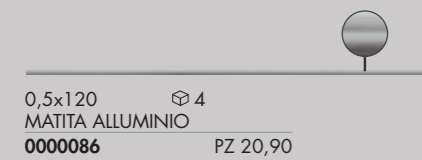
▼  
6 mm  
▲

▼  
7 mm  
▲

▼  
9 mm  
▲



\* Fino ad esaurimento scorte l' art. verrà consegnato a spessore 7 mm. The item will be delivered 7 mm thick until stocks are exhausted.



Articoli realizzati in alluminio per l'uso a parete, adatti a raccordare piastrelle di diverso spessore (9 mm / 7 mm).  
Aluminium strip for use between wall tiles of different thicknesses (9 mm / 7 mm).

# CROSSROAD CHALK

## LASTRE IN GRES PORCELLANATO PORCELAIN SLABS

Classificazione secondo norme UNI EN 14411 (ISO 13006) Allegato G-Gruppo B1a  
Classification in accordance with UNI EN 14411 (ISO 13006) Annex G-Group B1a



\* Fino ad esaurimento scorte l' art. verrà consegnato a spessore 7 mm. The item will be delivered 7 mm thick until stocks are exhausted.

DECORI / DECORATIVE							
			WHITE	SAND	GREY	SMOKE	COAL
	MOS GEM 30x34 rett. F 209,90  5	▼ 7 mm ▲	<b>0000578</b>	<b>0000579</b>	<b>0000581</b>	<b>0000580</b>	<b>0000582</b>
	TRAPEZIO 60x30x30 rett. F 172,90  4 = 0,46 MQ	▼ 7 mm ▲	<b>0000526</b>	<b>0000527</b>	<b>0000529</b>	<b>0000528</b>	<b>0000530</b>
	ROMBO 30 30x30 rett. F 172,90  7 = 0,54 MQ	▼ 7 mm ▲	<b>0000532</b>	<b>0000533</b>	<b>0000535</b>	<b>0000534</b>	<b>0000536</b>

## PEZZI SPECIALI / SPECIAL TRIMS

			WHITE	SAND	GREY	SMOKE	COAL
	* BATTISCOPIA 5,5x80 PZ 8,90  8	▼ 9 mm ▲	<b>0001212</b>	<b>0001213</b>	<b>0001215</b>	<b>0001214</b>	<b>0001216</b>
	GRADONE TOP rett. 32x120x4,5x1,5 PZ 172,90  1	▼ 7 mm ▲	<b>0001217</b>	<b>0001218</b>	<b>0001220</b>	<b>0001219</b>	<b>0001221</b>
	ANGOLARE TOP SX 32x120x4,5x1,5 PZ 198,90  1	▼ 7 mm ▲	<b>0001222</b>	<b>0001223</b>	<b>0001225</b>	<b>0001224</b>	<b>0001226</b>
	ANGOLARE TOP DX 32x120x4,5x1,5 PZ 198,90  1						
	GRADONE JOLLY 40x120x20 PZ 172,90  1	▼ 7 mm ▲	<b>0004565</b>	<b>0004566</b>	<b>0004568</b>	<b>0004567</b>	<b>0004569</b>

# CROSSROAD CHALK

## TRAPEZIO / ROMBO SCHEMI DI POSA - INSTALLATION PATTERNS

<p><b>01 / MONOCOLORE</b></p> <p>TRAPEZIO col.1 ■ 75 % ROMBO col.2 ■ 25 %</p>	<p><b>01.1 / 2 COLORI</b></p> <p>TRAPEZIO col.1 ■ 75 % ROMBO col.2 ■ 25 %</p>	<p><b>01.2 / 3 COLORI</b></p> <p>TRAPEZIO col.1 ■ 37,5 % ROMBO col.2 ■ 25 % TRAPEZIO col.3 ■ 37,5 %</p>	<p><b>01.3 / 3 COLORI</b></p> <p>TRAPEZIO col.1 ■ 37,5 % ROMBO col.2 ■ 25 % TRAPEZIO col.3 ■ 37,5 %</p>	<p><b>02 / MONOCOLORE</b></p> <p>TRAPEZIO col.1 ■ 100 %</p>	<p><b>02.1 / 2 COLORI</b></p> <p>TRAPEZIO col.1 ■ 50 % TRAPEZIO col.2 ■ 50 %</p>
<p><b>03 / MONOCOLORE</b></p> <p>TRAPEZIO col.1 ■ 100 %</p>	<p><b>03.1 / 3 COLORI</b></p> <p>TRAPEZIO col.1 ■ 33,3 % TRAPEZIO col.2 ■ 33,3 % TRAPEZIO col.3 ■ 33,3 %</p>	<p><b>03.2 / 3 COLORI</b></p> <p>TRAPEZIO col.1 ■ 33,3 % TRAPEZIO col.2 ■ 33,3 % TRAPEZIO col.3 ■ 33,3 %</p>	<p><b>04 / MONOCOLORE</b></p> <p>TRAPEZIO col.1 ■ 100 %</p>	<p><b>04.1 / 2 COLORI</b></p> <p>TRAPEZIO col.1 ■ 25 % TRAPEZIO col.2 ■ 75 %</p>	<p><b>04.2 / 3 COLORI</b></p> <p>TRAPEZIO col.1 ■ 37,5 % TRAPEZIO col.2 ■ 25 % TRAPEZIO col.3 ■ 37,5 %</p>
<p><b>05 / 2 COLORI</b></p> <p>TRAPEZIO col.1 ■ 50 % TRAPEZIO col.2 ■ 50 %</p>	<p><b>05.1 / 3 COLORI</b></p> <p>TRAPEZIO col.1 ■ 33,3 % TRAPEZIO col.2 ■ 66,7 % TRAPEZIO col.3 ■ 33,3 %</p>				
<p><b>06 / MONOCOLORE</b></p> <p>TRAPEZIO col.1 ■ 100 %</p>	<p><b>06.1 / 2 COLORI</b></p> <p>TRAPEZIO col.1 ■ 50 % TRAPEZIO col.2 ■ 50 %</p>	<p><b>06.2 / 3 COLORI</b></p> <p>TRAPEZIO col.1 ■ 33,3 % TRAPEZIO col.2 ■ 33,3 % TRAPEZIO col.3 ■ 33,3 %</p>	<p><b>07 / MONOCOLORE</b></p> <p>ROMBO col.1 ■ 100 %</p>	<p><b>07.1 / 3 COLORI</b></p> <p>ROMBO col.1 ■ 33,3 % ROMBO col.2 ■ 33,3 % ROMBO col.3 ■ 33,3 %</p>	<p><b>07.2 / 3 COLORI</b></p> <p>ROMBO col.1 ■ 33,3 % ROMBO col.2 ■ 33,3 % ROMBO col.3 ■ 33,3 %</p>
<p><b>08 / MONOCOLORE</b></p> <p>ROMBO col.1 ■ 100 %</p>	<p><b>08.1 / 2 COLORI</b></p> <p>ROMBO col.1 ■ 50 % ROMBO col.2 ■ 50 %</p>	<p><b>08.2 / 2 COLORI</b></p> <p>ROMBO col.1 ■ 50 % ROMBO col.2 ■ 50 %</p>	<p><b>09 / MONOCOLORE</b></p> <p>ROMBO col.1 ■ 100 %</p>	<p><b>09.1 / 2 COLORI</b></p> <p>ROMBO col.1 ■ 50 % ROMBO col.2 ■ 50 %</p>	



# CROSSROAD CHALK

## THE PERFECT COMBO

DALLA CONSULTAZIONE DELLA MATERIOTECA ABK, NASCE LA NUOVA SEZIONE DEDICATA AGLI ABBINAMENTI CHE VALORIZZANO LE SUPERFICI DELLE PRINCIPALI COLLEZIONI.

THE NEW SECTION EXPLORES THE DIFFERENT WAYS IN WHICH ABK MATERIALS CAN BE COORDINATED TO ENHANCE THE SURFACES OF THE MAIN COLLECTIONS.

	INTERNO 9	GENT	SENSI / SENSI UP	CROSSROAD WOOD	NATIVE	NEST
WHITE	SILVER	ROPE	PIETRA GREY	WHITE	FOREST	BEIGE
SAND	DARK	ROPE	CALACATTA GOLD	SAND	RED	OAK
GREY	PEARL	ASH	STATUARIO ULTRA	GREY	FOG	BLUE
SMOKE	RUST	ASH	STATUARIO APUANO	TAN	ASH	BLUE
COAL	SILVER	ROPE	GRAND ANTIQUE	COAL	ASH	TAUPE



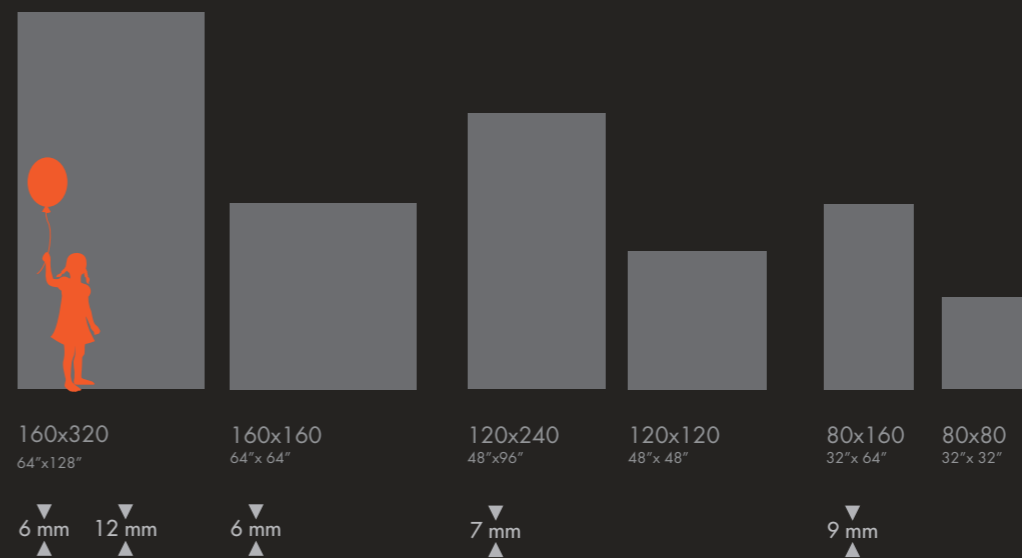


# INTERNO 9


**WIDE**  
SUPERSIZE SLABS

LASTRE IN GRES PORCELLANATO A MASSA COLORATA FULL BODY COLORED PORCELAIN SLABS

SUPERFICI SURFACES : **naturale** - natural



RUST



DARK



SILVER



PEARL



# INTERNO 9

## RUST

163,5x323 nat.	<b>0003779</b>	F 190,90
* 160x320 rett.	<b>0000299</b>	F 168,90
* 160x160 rett.	<b>0000302</b>	F 152,90
120x240 rett.	<b>0000311</b>	F 132,90
120x120 rett.	<b>0000314</b>	F 102,90
* 80x160 rett.	<b>0000305</b>	F 102,90
* 80x80 rett.	<b>0000308</b>	F 68,90

▼  
12 mm  
▲

▼  
6 mm  
▲

▼  
7 mm  
▲

▼  
9 mm  
▲



## DARK

* 160x320 rett.	<b>0000300</b>	F 168,90
* 160x160 rett.	<b>0000303</b>	F 152,90
120x240 rett.	<b>0000312</b>	F 132,90
120x120 rett.	<b>0000315</b>	F 102,90
* 80x160 rett.	<b>0000306</b>	F 102,90
* 80x80 rett.	<b>0000309</b>	F 68,90

▼  
6 mm  
▲

▼  
7 mm  
▲

▼  
9 mm  
▲



\* Fino ad esaurimento scorte l' art. verrà consegnato a spessore 7 mm. The item will be delivered 7 mm thick until stocks are exhausted.

# INTERNO 9

## SILVER

* 160x320 rett.	<b>0000301</b>	F 168,90
* 160x160 rett.	<b>0000304</b>	F 152,90
120x240 rett.	<b>0000313</b>	F 132,90
120x120 rett.	<b>0000316</b>	F 102,90
* 80x160 rett.	<b>0000307</b>	F 102,90
* 80x80 rett.	<b>0000310</b>	F 68,90

▼  
6 mm  
▲

▼  
7 mm  
▲

▼  
9 mm  
▲



## PEARL

120x240 rett.	<b>0000629</b>	F 132,90
120x120 rett.	<b>0000630</b>	F 102,90
* 80x160 rett.	<b>0000627</b>	F 102,90
* 80x80 rett.	<b>0000628</b>	F 68,90

▼  
7 mm  
▲

▼  
9 mm  
▲



# INTERNO 9

## LASTRE IN GRES PORCELLANATO A MASSA COLORATA FULL BODY COLORED PORCELAIN SLABS

Classificazione secondo norme UNI EN 14411 (ISO 13006) Allegato G-Gruppo B1a  
Classification in accordance with UNI EN 14411 (ISO 13006) Annex G-Group B1a



0,5x120 4  
MATITA ALLUMINIO  
0000086 PZ 20,90

0,5x120 4  
MATITA ALLUMINIO WHITE  
0000087 PZ 34,90

0,5x120 4  
MATITA ALLUMINIO BLACK  
0000088 PZ 34,90

0,5x120 4  
MATITA ALLUMINIO RAME  
0000556 PZ 34,90

0,5x120 4  
MATITA ALLUMINIO BRONZO  
0000557 PZ 34,90

Articoli realizzati in alluminio per l'uso a parete, adatti a raccordare piastrelle di diverso spessore (9 mm / 7 mm).  
Aluminium strip for use between wall tiles of different thicknesses (9 mm / 7 mm).

\* Fino ad esaurimento scorte l'art. verrà consegnato a spessore 7 mm. The item will be delivered 7 mm thick until stocks are exhausted.

DECORI / DECORATIVE			RUST	DARK	SILVER	PEARL
	MOS. VERSUS 30x29 F 252,90 5	7 mm	0000961	0000962	0000963	0000964

PEZZI SPECIALI / SPECIAL TRIMS			RUST	DARK	SILVER	PEARL
	* BATTISCOPIA 5,5x80 PZ 8,90 8	9 mm	0000720	0000721	0000722	0000723
	GRADONE TOP rett. 32x120x4,5x1,5 PZ 172,90 1	7 mm	0000724	0000725	0000726	0000727
	ANGOLARE TOP SX 32x120x4,5x1,5 PZ 198,90 1	7 mm	0000763	0000764	0000765	0000766
	ANGOLARE TOP DX 32x120x4,5x1,5 PZ 198,90 1		0000767	0000768	0000769	0000770
	GRADONE JOLLY 40x120x20 PZ 172,90 1	7 mm	0004570	0004571	0004572	00004573

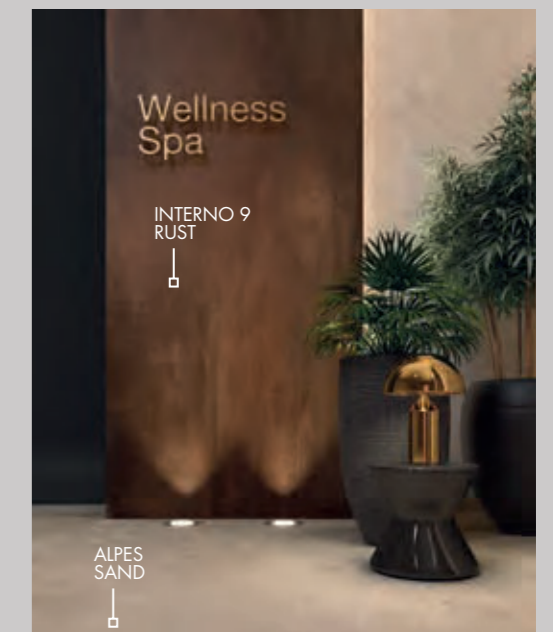
# INTERNO 9

## THE PERFECT COMBO

DALLA CONSULTAZIONE DELLA MATERIOTECA ABK, NASCE LA NUOVA SEZIONE DEDICATA AGLI ABBINAMENTI CHE VALORIZZANO LE SUPERFICI DELLE PRINCIPALI COLLEZIONI.

THE NEW SECTION EXPLORES THE DIFFERENT WAYS IN WHICH ABK MATERIALS CAN BE COORDINATED TO ENHANCE THE SURFACES OF THE MAIN COLLECTIONS.


	LAB325	GENT	ALPES	SENSI	CROSSROAD WOOD	NATIVE
RUST	ASH	ASH	SAND	CALACATTA GOLD	AMBER	FOG
DARK	PEARL	DARK	IVORY	ONICE BEIGE	TAN	RED
SILVER	TAUPE	ASH	GREY	STATUARIO APUANO	GREY	ASH
PEARL	TAUPE	BLUE	LEAD	PIETRA GREY	COAL	FOREST



# INTERNO 9

GRES PORCELLANATO A MASSA COLORATA FULL BODY COLORED PORCELAIN TILES

SUPERFICI SURFACES : *naturale* - natural / *lappato* - honed



# INTERNO 9

## RUST

60x120 rett.	<b>I9R34300</b>	F 68,90
60x120 lapp. rett.	<b>I9L34300</b>	F 81,90
30x120 rett.	<b>I9R57300</b>	F 68,90
30x120 lapp. rett.	<b>I9L57300</b>	F 81,90
60x60 rett.	<b>I9R01300</b>	F 53,90
60x60 lapp. rett.	<b>I9L01300</b>	F 64,90
30x60 rett.	<b>I9R03300</b>	F 49,90

9 mm



## MUD

60x120 rett.	<b>I9R34250</b>	F 68,90
60x120 lapp. rett.	<b>I9L34250</b>	F 81,90
30x120 rett.	<b>I9R57250</b>	F 68,90
30x120 lapp. rett.	<b>I9L57250</b>	F 81,90
60x60 rett.	<b>I9R01250</b>	F 53,90
60x60 lapp. rett.	<b>I9L01250</b>	F 64,90
30x60 rett.	<b>I9R03250</b>	F 49,90

9 mm



# INTERNO 9

## DUNE

60x120 rett.	<b>I9R34100</b>	F 68,90
60x120 lapp. rett.	<b>I9L34100</b>	F 81,90
30x120 rett.	<b>I9R57100</b>	F 68,90
30x120 lapp. rett.	<b>I9L57100</b>	F 81,90
60x60 rett.	<b>I9R01100</b>	F 53,90
60x60 lapp. rett.	<b>I9L01100</b>	F 64,90
30x60 rett.	<b>I9R03100</b>	F 49,90

9 mm



## DARK

60x120 rett.	<b>I9R34200</b>	F 68,90
60x120 lapp. rett.	<b>I9L34200</b>	F 81,90
30x120 rett.	<b>I9R57200</b>	F 68,90
30x120 lapp. rett.	<b>I9L57200</b>	F 81,90
60x60 rett.	<b>I9R01200</b>	F 53,90
60x60 lapp. rett.	<b>I9L01200</b>	F 64,90
30x60 rett.	<b>I9R03200</b>	F 49,90

9 mm



# INTERNO 9

## SILVER

60x120 rett.	<b>I9R34150</b>	F 68,90
60x120 lapp. rett.	<b>I9L34150</b>	F 81,90
30x120 rett.	<b>I9R57150</b>	F 68,90
30x120 lapp. rett.	<b>I9L57150</b>	F 81,90
60x60 rett.	<b>I9R01150</b>	F 53,90
60x60 lapp. rett.	<b>I9L01150</b>	F 64,90
30x60 rett.	<b>I9R03150</b>	F 49,90

9 mm



## PEARL

60x120 rett.	<b>I9R34050</b>	F 68,90
60x120 lapp. rett.	<b>I9L34050</b>	F 81,90
30x120 rett.	<b>I9R57050</b>	F 68,90
30x120 lapp. rett.	<b>I9L57050</b>	F 81,90
60x60 rett.	<b>I9R01050</b>	F 53,90
60x60 lapp. rett.	<b>I9L01050</b>	F 64,90
30x60 rett.	<b>I9R03050</b>	F 49,90

9 mm



# INTERNO 9

## DUO COLD

60x60 rett.	<b>I9R01160</b>	F 64,90
-------------	-----------------	---------

9 mm



## DUO HOT

60x60 rett.	<b>I9R01260</b>	F 64,90
-------------	-----------------	---------

9 mm



# INTERNO 9

## DECORI DA RIVESTIMENTO - WALL DECORS



## DECORI DA RIVESTIMENTO E DA PAVIMENTO WALL AND FLOOR DECORS


5x30 4  
 \* FASCIA ESSENZE MIX  
**I9R03053** PZ 21,90  
 (Legno - Wood)

4x30 4  
 \* FASCIA ARDESIA GRIGIO  
**RER09204** rett. PZ 20,90  
 (Pietra naturale - Natural stone)

4x30 4  
 \* FASCIA ARDESIA BRONZO  
**RER09054** rett. PZ 20,90  
 (Pietra naturale - Natural stone)

\* Art. realizzati con materiali naturali:  
 vedi indicazioni per posa e pulizia a pag. 309 dell' area tecnica.  
 \* Items produced with natural materials:  
 check the technical area at page 309.

30x120 2  
 FASCIA RAKU DARK MIX 2  
**I9R57051** (prezzo al pz) PZ 149,90  
 (Metalli preziosi - Precious metals)



30x120 2  
 FASCIA RAKU LIGHT MIX 2  
**I9R57052** (prezzo al pz) PZ 149,90  
 (Metalli preziosi - Precious metals)



19,5x8,5 4  
 LOSANGA RAKU MIX  
**I9R03052** PZ 25,90

0,5x120 4  
 MATITA ALLUMINIO  
**0000086** PZ 20,90

0,5x120 4  
 MATITA ALLUMINIO WHITE  
**0000087** PZ 34,90

0,5x120 4  
 MATITA ALLUMINIO BLACK  
**0000088** PZ 34,90

0,5x120 4  
 MATITA ALLUMINIO RAME  
**0000556** PZ 34,90

0,5x120 4  
 MATITA ALLUMINIO BRONZO  
**0000557** PZ 34,90

Articoli realizzati in alluminio per l'uso a parete, adatti a  
 raccordare piastrelle di diverso spessore (9 mm / 7 mm).  
 Aluminium strip for use between wall tiles of different  
 thicknesses (9 mm / 7 mm).

# INTERNO 9

## GRES PORCELLANATO A MASSA COLORATA FULL BODY COLORED PORCELAIN TILES

Classificazione secondo norme UNI EN 14411 (ISO 13006) Allegato G-Gruppo B1a  
 Classification in accordance with UNI EN 14411 (ISO 13006) Annex G-Group B1a



## DECORI / DECORATIVE

	RUST	MUD	DUNE	DARK	SILVER	PEARL
MOS. LOSANGA rett. 30x60 F 119,90  4	<b>I9R03301</b>	<b>I9R03251</b>	<b>I9R03101</b>	<b>I9R03201</b>	<b>I9R03151</b>	<b>I9R03051</b>
MOS. QUADRETTI rett. 30x30 F 101,90  6	<b>I9R09301</b>	<b>I9R09251</b>	<b>I9R09101</b>	<b>I9R09201</b>	<b>I9R09151</b>	<b>I9R09051</b>
MIX SIZES 60x120 F 88,90  2 Pcs box: 30x120  2 20x120  2 10x120  2	<b>I9R34310</b>	<b>I9R34260</b>	<b>I9R34110</b>	<b>I9R34210</b>	<b>I9R34160</b>	<b>I9R34060</b>

## PEZZI SPECIALI / SPECIAL TRIMS

	RUST	MUD	DUNE	DARK	SILVER	PEARL
BATTISCOPA rett. 5,5x60 PZ 7,90  10	<b>I9R01302</b>	<b>I9R01252</b>	<b>I9R01102</b>	<b>I9R01202</b>	<b>I9R01152</b>	<b>I9R01052</b>
GRADONE TOP rett. 32x120x4,5x2 PZ 172,90  1	<b>I9R34301</b>	<b>I9R34251</b>	<b>I9R34101</b>	<b>I9R34201</b>	<b>I9R34151</b>	<b>I9R34051</b>
ANGOLARE TOP SX 32x120x4,5x2 PZ 198,90  1	<b>I9R34302</b>	<b>I9R34252</b>	<b>I9R34102</b>	<b>I9R34202</b>	<b>I9R34152</b>	<b>I9R34052</b>
ANGOLARE TOP DX 32x120x4,5x2 PZ 198,90  1	<b>I9R34303</b>	<b>I9R34253</b>	<b>I9R34103</b>	<b>I9R34203</b>	<b>I9R34153</b>	<b>I9R34053</b>



# DOWNTOWN

GRES PORCELLANATO A MASSA COLORATA FULL BODY COLORED PORCELAIN TILES

SUPERFICI SURFACES : *naturale* - natural, *lappato* - honed, *walk R11* - structured R11



80x80  
32"x 32"



40x80  
16"x 32"



20x80  
8"x 32"



60x60  
24"x 24"



30x60  
12"x 24"



IVORY



ECRU



EARTH



ASH



GRAPHITE

# DOWNTOWN

## IVORY

80x80 rett.	<b>DWR52050</b>	F 68,90
80x80 lapp. rett.	<b>DWL52050</b>	F 81,90
40x80 rett.	<b>DWR51050</b>	F 53,90
40x80 lapp. rett.	<b>DWL51050</b>	F 64,90
20x80 rett.	<b>DWR4905B</b>	F 58,90
60x60 rett.	<b>DWR01050</b>	F 53,90
60x60 lapp. rett.	<b>DWL01050</b>	F 64,90
30x60 rett.	<b>DWR03050</b>	F 49,90
30x60 lapp. rett.	<b>DWL03050</b>	F 59,90

11 mm

9 mm



## ECRU

40x80 rett.	<b>DWR51000</b>	F 53,90
40x80 lapp. rett.	<b>DWL51000</b>	F 64,90
60x60 rett.	<b>DWR01100</b>	F 53,90
60x60 lapp. rett.	<b>DWL01100</b>	F 64,90
30x60 rett.	<b>DWR03100</b>	F 49,90
30x60 lapp. rett.	<b>DWL03100</b>	F 59,90

9 mm



# DOWNTOWN

## EARTH

40x80 rett.	<b>DWR51150</b>	F 53,90
40x80 lapp. rett.	<b>DWL51150</b>	F 64,90
60x60 rett.	<b>DWR01150</b>	F 53,90
60x60 lapp. rett.	<b>DWL01150</b>	F 64,90
30x60 rett.	<b>DWR03150</b>	F 49,90
30x60 lapp. rett.	<b>DWL03150</b>	F 59,90

9 mm



## ASH

80x80 rett.	<b>DWR52200</b>	F 68,90
80x80 lapp. rett.	<b>DWL52200</b>	F 81,90
40x80 rett.	<b>DWR51200</b>	F 53,90
40x80 lapp. rett.	<b>DWL51200</b>	F 64,90
20x80 rett.	<b>DWR4920B</b>	F 58,90
60x60 rett.	<b>DWR01200</b>	F 53,90
60x60 lapp. rett.	<b>DWL01200</b>	F 64,90
30x60 rett.	<b>DWR03200</b>	F 49,90
30x60 lapp. rett.	<b>DWL03200</b>	F 59,90

11 mm

9 mm





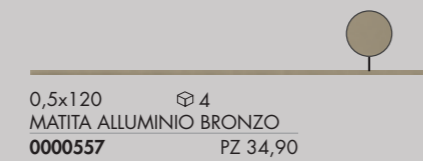
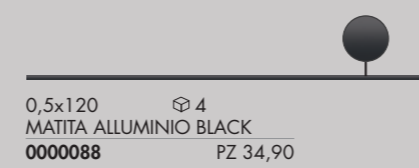
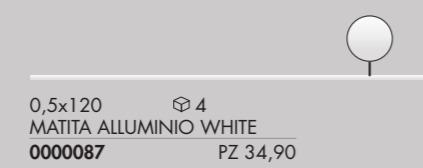
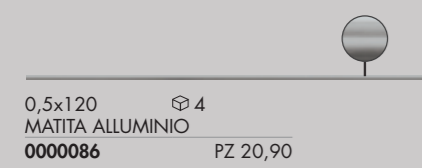
# DOWNTOWN

## GRAPHITE

80x80 rett.	<b>DWR52250</b>	F 68,90
80x80 lapp. rett.	<b>DWL52250</b>	F 81,90
40x80 rett.	<b>DWR51250</b>	F 53,90
40x80 lapp. rett.	<b>DWL51250</b>	F 64,90
20x80 rett.	<b>DWR4925B</b>	F 58,90
60x60 rett.	<b>DWR01250</b>	F 53,90
60x60 lapp. rett.	<b>DWL01250</b>	F 64,90
30x60 rett.	<b>DWR03250</b>	F 49,90
30x60 lapp. rett.	<b>DWL03250</b>	F 59,90

11 mm

9 mm



Articoli realizzati in alluminio per l'uso a parete, adatti a raccordare piastrelle di diverso spessore (9 mm / 7 mm).  
Aluminium strip for use between wall tiles of different thicknesses (9 mm / 7 mm).

# DOWNTOWN

## IVORY RANDOM

60x60 rett.	<b>DWR01060</b>	F 64,90
30x60 rett.	<b>DWR03060</b>	F 59,90
5x60 list. rett.	<b>DWR01061</b>	PZ 5,90

9 mm



## ECRU RANDOM

60x60 rett.	<b>DWR01110</b>	F 64,90
30x60 rett.	<b>DWR03110</b>	F 59,90
5x60 list. rett.	<b>DWR01111</b>	PZ 5,90

9 mm




# DOWNTOWN



30x40 4  
MOSAICO BRICK IVORY/ASH  
**DWR51051** rett. PZ 21,90  
**DWL51051** lappato PZ 21,90

(Miscelazione colori casuale - Random mixing colours)



30x40 4  
MOSAICO BRICK ECRU/EARTH  
**DWR51001** rett. PZ 21,90  
**DWL51001** lappato PZ 21,90

(Miscelazione colori casuale - Random mixing colours)

9 mm



5x80 4  
LIST. SOLERAS ANTRACITE  
**S1R49155** rett. PZ 6,90



5x80 4  
LIST. SOLERAS AVANA  
**S1R49255** rett. PZ 6,90




30x60 2  
DEC. ONE WAY ARROW ASH  
**DWR03201** rett. PZ 44,90



30x60 2  
DEC. ONE WAY ARROW GRAPHITE  
**DWR03251** rett. PZ 44,90



30x60 2  
DEC. ONE WAY LINE ASH  
**DWR03202** rett. PZ 44,90



30x60 2  
DEC. ONE WAY LINE GRAPHITE  
**DWR03252** rett. PZ 44,90



1,5x60 4  
MATITA METAL (alluminio - aluminium)  
**DWR01001** PZ 15,90



1,5x30 4  
FASCIA VETRO PLATINO  
**R1R03207** PZ 22,90



1,5x80 3  
MATITA METAL (alluminio - aluminium)  
**DKR51051** PZ 19,90



1,5x30 4  
FASCIA VETRO ORO  
**R1R03106** PZ 22,90

(Vetro e metalli preziosi - Glass and precious metals)



2x80 3  
LISTELLO FOGLIA ARGENTO (Vetro - Glass)  
**FSR51210** PZ 39,90



1,5x30 4  
FASCIA VETRO BRONZO  
**R1R03157** PZ 22,90



2x80 3 (Vetro - Glass)  
LISTELLO FOGLIA ORO  
**FSR51160** PZ 39,90



5x40 4  
\*LISTELLO WOOD  
**DKR51055** rett. PZ 19,90

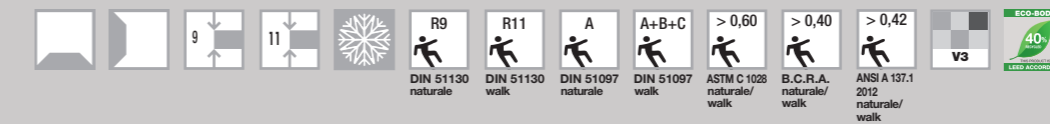
\* Antico legno alpino recuperato da costruzioni dismesse e trattato per l'utilizzo in parete e a pavimento. Ogni pezzo è unico e irripetibile. Antique alpin wood, recovered from discontinued buildings and treated for floor and wall use. Every single piece turns out to be different and unique.

\* Art. realizzati con materiali naturali: vedi indicazioni per posa e pulizia a pag. 309 dell' area tecnica. Items produced with natural materials: check the technical area at page 309.

# DOWNTOWN

## GRES PORCELLANATO A MASSA COLORATA FULL BODY COLORED PORCELAIN TILES

Classificazione secondo norme UNI EN 14411 (ISO 13006) Allegato G-Gruppo B1a  
Classification in accordance with UNI EN 14411 (ISO 13006) Annex G-Group B1a




OUTDOOR R11 9 mm

### IVORY



30x60 6  
DOWNTOWN IVORY  
**DWN03500** walk nat. F 38,90

### ASH



30x60 6  
DOWNTOWN ASH  
**DWN03600** walk nat. F 38,90

### EARTH



30x60 6  
DOWNTOWN EARTH  
**DWN03550** walk nat. F 38,90

## DECORI / DECORATIVE

	IVORY	ECRU	EARTH	ASH	GRAPHITE
MOS. QUADRETTI rett. 30x30 F 101,90	<b>DWR09051</b>	<b>DWR09101</b>	<b>DWR09151</b>	<b>DWR09201</b>	<b>DWR09251</b>
MOS. QUADRETTI walk 30x30 F 101,90	<b>DWR03500</b>	-	<b>DWR03550</b>	<b>DWR03600</b>	-
MIX SIZES rett. 30x60 F 74,90	<b>DWR00050</b>	<b>DWR00100</b>	<b>DWR00150</b>	<b>DWR00200</b>	<b>DWR00250</b>
Pcs box: 5x60					
10x60					
15x60					

## PEZZI SPECIALI / SPECIAL TRIMS

	IVORY	ECRU	EARTH	ASH	GRAPHITE
BATTISCOPA rett. 5,5x80 PZ 8,90	<b>DWR52054</b>	-	-	<b>DWR52204</b>	<b>DWR52254</b>
BATTISCOPA rett. 5,5x60 PZ 7,90	<b>DWR01054</b>	<b>DWR01104</b>	<b>DWR01154</b>	<b>DWR01204</b>	<b>DWR01254</b>
ELEMENTO L walk INC. 16,5x60x5 PZ 32,90	<b>DWN03501A WALK</b>	-	<b>DWN03551A WALK</b>	<b>DWN03601A WALK</b>	-
GRADONE TOP rett. 33x60x4,5x2 PZ 79,90	<b>DWR01053</b>	<b>DWR01103</b>	<b>DWR01153</b>	<b>DWR01203</b>	<b>DWR01253</b>
ANGOLARE TOP SX 33x60x4,5x2 PZ 108,90	<b>DWR01056</b>	<b>DWR01106</b>	<b>DWR01156</b>	<b>DWR01206</b>	<b>DWR01256</b>
ANGOLARE TOP DX 33x60x4,5x2 PZ 108,90	<b>DWR01055</b>	<b>DWR01105</b>	<b>DWR01155</b>	<b>DWR01205</b>	<b>DWR01255</b>



# DOCKS

GRES PORCELLANATO A MASSA COLORATA FULL BODY COLORED PORCELAIN TILES

SUPERFICI SURFACES : *naturale* - natural, *patinato* - honed, *form* - form, *walk R11* - structured R11



80x80  
32"x 32"

11 mm



40x80  
16"x 32"

9 mm



20x80  
8"x 32"



60x60  
24"x 24"




30x60  
12"x 24"




BLACK



GREY



SILVER



WHITE



BONE



WARM

# DOCKS

## BLACK

80x80 rett.	<b>DKR52200</b>	F 68,90
80x80 patinato rett.	<b>DKL52200</b>	F 81,90

40x80 rett.	<b>DKR5120C</b>	F 53,90
40x80 patinato rett.	<b>DKL5120C</b>	F 64,90

60x60 nat.	<b>DKN01200</b>	F 46,90
------------	-----------------	---------

60x60 rett.	<b>DKR01200</b>	F 53,90
-------------	-----------------	---------

60x60 patinato rett.	<b>DKL01200</b>	F 64,90
----------------------	-----------------	---------

30x60 nat.	<b>DKN03200</b>	F 38,90
------------	-----------------	---------

30x60 rett.	<b>DKR03200</b>	F 49,90
-------------	-----------------	---------

30x60 patinato rett.	<b>DKL03200</b>	F 59,90
----------------------	-----------------	---------

11 mm

9 mm



## GREY

80x80 rett.	<b>DKR52150</b>	F 68,90
80x80 patinato rett.	<b>DKL52150</b>	F 81,90

40x80 rett.	<b>DKR5115C</b>	F 53,90
40x80 patinato rett.	<b>DKL5115C</b>	F 64,90

20x80 rett.	<b>DKR4915B</b>	F 58,90
-------------	-----------------	---------

20x80 patinato rett.	<b>DKL4915B</b>	F 67,90
----------------------	-----------------	---------

60x60 nat.	<b>DKN01150</b>	F 46,90
------------	-----------------	---------

60x60 rett.	<b>DKR01150</b>	F 53,90
-------------	-----------------	---------

60x60 patinato rett.	<b>DKL01150</b>	F 64,90
----------------------	-----------------	---------

30x60 nat.	<b>DKN03150</b>	F 38,90
------------	-----------------	---------

30x60 rett.	<b>DKR03150</b>	F 49,90
-------------	-----------------	---------

30x60 patinato rett.	<b>DKL03150</b>	F 59,90
----------------------	-----------------	---------

11 mm

9 mm



# DOCKS

## SILVER

80x80 rett.	<b>DKR52100</b>	F 68,90
80x80 patinato rett.	<b>DKL52100</b>	F 81,90

40x80 rett.	<b>DKR5110C</b>	F 53,90
40x80 patinato rett.	<b>DKL5110C</b>	F 64,90

20x80 rett.	<b>DKR4910B</b>	F 58,90
-------------	-----------------	---------

20x80 patinato rett.	<b>DKL4910B</b>	F 67,90
----------------------	-----------------	---------

60x60 nat.	<b>DKN01100</b>	F 46,90
------------	-----------------	---------

60x60 rett.	<b>DKR01100</b>	F 53,90
-------------	-----------------	---------

60x60 patinato rett.	<b>DKL01100</b>	F 64,90
----------------------	-----------------	---------


30x60 nat.	<b>DKN03100</b>	F 38,90
------------	-----------------	---------

30x60 rett.	<b>DKR03100</b>	F 49,90
-------------	-----------------	---------

30x60 patinato rett.	<b>DKL03100</b>	F 59,90
----------------------	-----------------	---------

11 mm

9 mm



## WHITE

40x80 rett.	<b>DKR5105C</b>	F 53,90
40x80 patinato rett.	<b>DKL5105C</b>	F 64,90

20x80 rett.	<b>DKR4905B</b>	F 58,90
-------------	-----------------	---------

20x80 patinato rett.	<b>DKL4905B</b>	F 67,90
----------------------	-----------------	---------

60x60 rett.	<b>DKR01050</b>	F 53,90
-------------	-----------------	---------

60x60 patinato rett.	<b>DKL01050</b>	F 64,90
----------------------	-----------------	---------

30x60 rett.	<b>DKR03050</b>	F 49,90
-------------	-----------------	---------

30x60 patinato rett.	<b>DKL03050</b>	F 59,90
----------------------	-----------------	---------

9 mm



# DOCKS

## BONE

80x80 rett.	<b>DKR52250</b>	F 68,90
80x80 patinato rett.	<b>DKL52250</b>	F 81,90
40x80 rett.	<b>DKR5125C</b>	F 53,90
40x80 patinato rett.	<b>DKL5125C</b>	F 64,90
20x80 rett.	<b>DKR4925B</b>	F 58,90
20x80 patinato rett.	<b>DKL4925B</b>	F 67,90
60x60 nat.	<b>DKN01250</b>	F 46,90
60x60 rett.	<b>DKR01250</b>	F 53,90
60x60 patinato rett.	<b>DKL01250</b>	F 64,90
30x60 nat.	<b>DKN03250</b>	F 38,90
30x60 rett.	<b>DKR03250</b>	F 49,90
30x60 patinato rett.	<b>DKL03250</b>	F 59,90

11 mm

9 mm



## WARM

40x80 rett.	<b>DKR5130C</b>	F 53,90
40x80 patinato rett.	<b>DKL5130C</b>	F 64,90
60x60 rett.	<b>DKR01300</b>	F 53,90
60x60 patinato rett.	<b>DKL01300</b>	F 64,90
30x60 rett.	<b>DKR03300</b>	F 49,90
30x60 patinato rett.	<b>DKL03300</b>	F 59,90


9 mm



# DOCKS


## FORM GREY

30x60 rett.	<b>DKR03600</b>	F 49,90
-------------	-----------------	---------



## FORM SILVER

30x60 rett.	<b>DKR03550</b>	F 49,90
-------------	-----------------	---------




## FORM WHITE

30x60 rett.	<b>DKR03500</b>	F 49,90
-------------	-----------------	---------



## FORM BONE

30x60 rett.	<b>DKR03650</b>	F 49,90
-------------	-----------------	---------



9 mm

# DOCKS



30x60 4  
DEC. MURALES SILVER MIX 4  
**DKR03113** rett. PZ 43,90



30x60 4  
DEC. MURALES WHITE MIX 4  
**DKR03063** rett. PZ 43,90



30x60 4  
DEC. MURALES BONE MIX 4  
**DKR03263** rett. PZ 43,90



2x60 4  
MAT. MURALES BRONZE  
**DKR03064** rett. PZ 13,90

## DECORI DA RIVESTIMENTO E DA PAVIMENTO - WALL AND FLOOR DECORS



30x30 4  
DECORO COMBI 4 BIANCO/NERO  
**DKR01062** rett. PZ 26,90



30x30 4  
DECORO COMBI 4 BEIGE/ROSSO  
**DKR01262** rett. PZ 26,90



30x30 4  
DECORO COMBI 4 GRIGIO/NERO  
**DKR01112** rett. PZ 26,90



30x30 4  
DECORO COMBI 4 GRIGIO/ROSSO  
**DKR01113** rett. PZ 26,90



30x40 4  
MOSAICO BRICK GREY/BLACK  
**DKR51152** PZ 21,90  
(Miscelazione colori casuale - Random mixing colours)




30x40 4  
MOSAICO BRICK WHITE/SILVER  
**DKR51052** PZ 21,90  
(Miscelazione colori casuale - Random mixing colours)

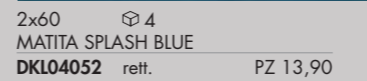


30x40 4  
MOSAICO BRICK BONE/WARM  
**DKR51252** PZ 21,90  
(Miscelazione colori casuale - Random mixing colours)


# DOCKS



15x60 2  
DEC. SPLASH BLUE MIX 2  
**DKL04051** rett. PZ 39,90



2x60 4  
MATITA SPLASH BLUE  
**DKL04052** rett. PZ 13,90




10x60 4  
LIST. OPERA BLUE  
**DKR03062** rett. PZ 26,90



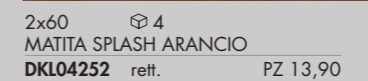
5x80 4  
LIST. SOLERAS ANTRACITE  
**S1R49155** rett. PZ 6,90



5x80 4  
LIST. SOLERAS AVANA  
**S1R49255** rett. PZ 6,90



15x60 2  
DEC. SPLASH ARANCIO MIX 2  
**DKL04251** rett. PZ 39,90




2x60 4  
MATITA SPLASH ARANCIO  
**DKL04252** rett. PZ 13,90




10x60 4  
LIST. OPERA RED  
**DKR03262** rett. PZ 26,90




0,5x120 4  
MATITA ALLUMINIO  
**0000086** PZ 20,90



0,5x120 4  
MATITA ALLUMINIO WHITE  
**0000087** PZ 34,90




0,5x120 4  
MATITA ALLUMINIO BLACK  
**0000088** PZ 34,90



0,5x120 4  
MATITA ALLUMINIO RAME  
**0000556** PZ 34,90



0,5x120 4  
MATITA ALLUMINIO BRONZO  
**0000557** PZ 34,90



5x40 4  
\* LISTELLO WOOD  
**DKR51055** rett. PZ 19,90

Antico legno alpino recuperato da costruzioni dismesse e trattato per l'utilizzo in parete e a pavimento.  
Ogni pezzo è unico e irripetibile.  
Antique alpin wood, recovered from discontinued buildings and treated for floor and wall use. Every single piece turns out to be different and unique.



5x30 4  
\* FASCIA ESSENZE MIX  
**I9R03053** PZ 21,90  
(Legno - Wood)




1,5x30 4  
FASCIA VETRO ORO  
**R1R03106** PZ 22,90



1,5x30 4  
FASCIA VETRO PLATINO  
**R1R03207** PZ 22,90



1,5x30 4  
FASCIA VETRO BRONZO  
**R1R03157** PZ 22,90  
(Vetro e metalli preziosi - Glass and precious metals)



1,5x80 3  
MATITA METAL (alluminio - aluminium)  
**DKR51051** PZ 19,90

\* Art. realizzati con materiali naturali: vedi indicazioni per posa e pulizia a pag. 309 dell'area tecnica.  
Items produced with natural materials: check the technical area at page 309.

Articoli realizzati in alluminio per l'uso a parete, adatti a raccordare piastrelle di diverso spessore (9 mm / 7 mm).  
Aluminium strip for use between wall tiles of different thicknesses (9 mm / 7 mm).

9 mm

# DOCKS

**GRES PORCELLANATO A MASSA COLORATA FULL BODY COLORED PORCELAIN TILES**

Classificazione secondo norme UNI EN 14411 (ISO 13006) Allegato G-Gruppo B1a  
Classification in accordance with UNI EN 14411 (ISO 13006) Annex G-Group B1a



**OUTDOOR** R11 9 mm

GREY



SILVER



WARM



## DECORI / DECORATIVE

	BLACK	GREY	SILVER	WHITE	BONE	WARM
MOS. QUADRETTI rett. 30x30 F 101,90 6	DKR09201	DKR09151	DKR09101	DKR09051	DKR09251	DKR09301
MIX SIZES rett. 30x60 F 74,90 6	DKR00200	DKR00150	DKR00100	DKR00050	DKR00250	DKR00300
Pcs 5x60 6 box: 10x60 6 15x60 6						

## PEZZI SPECIALI / SPECIAL TRIMS

	BLACK	GREY	SILVER	WHITE	BONE	WARM
BATTISCOPA nat. 5,5x60 PZ 7,90 10	DKN01202	DKN01152	DKN01102	-	DKN01252	-
BATTISCOPA rett. 5,5x60 PZ 7,90 10	DKR01202	DKR01152	DKR01102	DKR01052	DKR01252	DKR01302
BATTISCOPA rett. 5,5x80 PZ 8,90 8	DKR52202	DKR52152	DKR52102	-	DKR52252	-
GRADONE TOP rett. 33x60x4,5x2 PZ 79,90 2	DKR03206	DKR03156	DKR03106	DKR03056	DKR03256	DKR03306
ANGOLARE TOP SX 33x60x4,5x2 PZ 108,90 1	DKR03207	DKR03157	DKR03107	DKR03057	DKR03257	DKR03307
ANGOLARE TOP DX 33x60x4,5x2 PZ 108,90 1	DKR03208	DKR03158	DKR03108	DKR03058	DKR03258	DKR03308
ELEM. L. WALK INC. 16,5x60x5 PZ 32,90 4	-	DKN03751A GREY WALK	DKN03701A SILVER WALK	-	-	DKN03801A WARM WALK

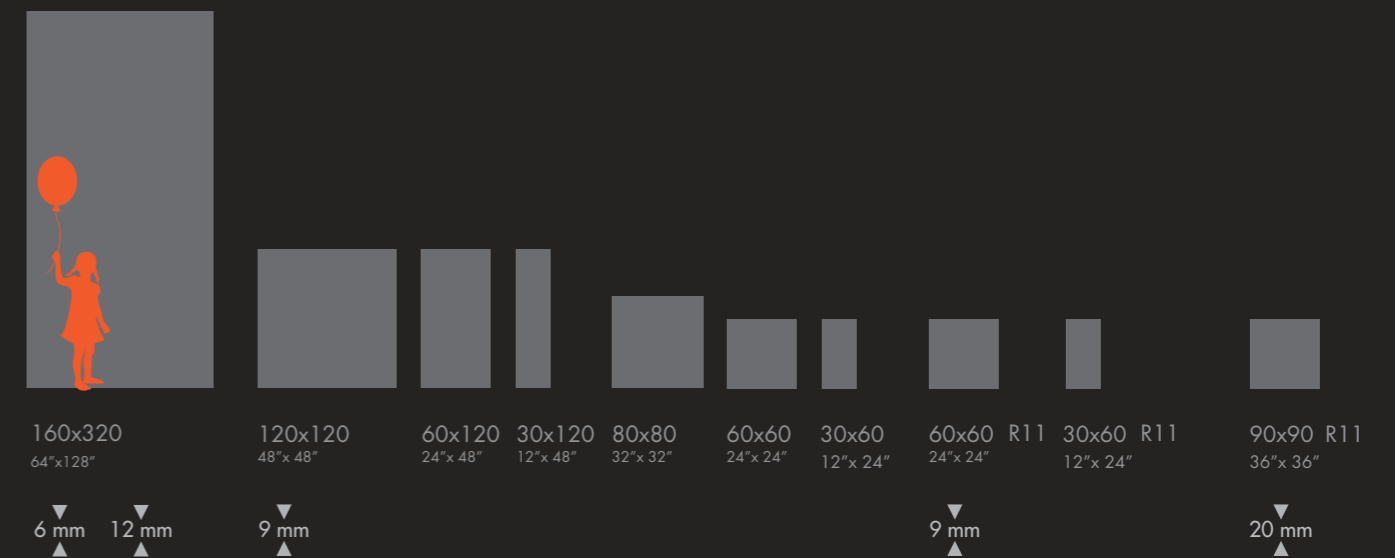
wall BLACK RETT. 30x60 - BLACK MIX SIZES RETT. 30x60  
floor BLACK. RETT. 60x60

# NATIVE

**WIDE**  
SUPERSIZE SLABS

LASTRE IN GRES PORCELLANATO A MASSA COLORATA FULL BODY COLORED PORCELAIN SLABS

SUPERFICI SURFACES : **naturale** - natural / **lappata** - honed / **grip R11** - antislippery R11







wall NATIVE FOG 30x120 - FOG MARK 30x120  
floor NATIVE FOG 60x120  
washbasin and vanity top INTERNO 9 RUST  
shower wall and tray CROSSROAD CHALK SMOKE 120x240



wall LAB325 METAL ASH 120x270  
floor NATIVE RED 120x120  
table SENSI CALACATTA LUX+ 160x320 12 mm/7 mm

# NATIVE

## EBONY

120x120 rett.	<b>0003773</b>	F 102,90
120x120 lapp.	<b>0004044</b>	F 119,90
60x120 rett.	<b>0003908</b>	F 68,90
60x120 lapp.	<b>0003928</b>	F 81,90
30x120 rett.	<b>0003913</b>	F 68,90
80x80 rett.	<b>0003923</b>	F 68,90
60x60 rett.	<b>0004964</b>	F 53,90
30x60 rett.	<b>0004965</b>	F 49,90

9 mm



## FOREST

120x120 rett.	<b>0003770</b>	F 102,90
120x120 lapp.	<b>0004041</b>	F 119,90
60x120 rett.	<b>0003905</b>	F 68,90
60x120 lapp.	<b>0003925</b>	F 81,90
30x120 rett.	<b>0003910</b>	F 68,90
80x80 rett.	<b>0003920</b>	F 68,90

9 mm



# NATIVE

## ASH

163,5x323 nat.	<b>0004971</b>	F 170,90
160x320 rett.	<b>0004962</b>	F 168,90
120x120 rett.	<b>0003771</b>	F 102,90
120x120 lapp.	<b>0004042</b>	F 119,90
60x120 rett.	<b>0003906</b>	F 68,90
60x120 lapp.	<b>0003926</b>	F 81,90
30x120 rett.	<b>0003911</b>	F 68,90
80x80 rett.	<b>0003921</b>	F 68,90
60x60 rett.	<b>0004109</b>	F 53,90
30x60 rett.	<b>0004112</b>	F 49,90

12 mm

6 mm

9 mm



## RED

163,5x323 nat.	<b>0003778</b>	F 190,90
* 160x320 rett.	<b>0003902</b>	F 168,90
120x120 rett.	<b>0003769</b>	F 102,90
120x120 lapp.	<b>0004040</b>	F 119,90
60x120 rett.	<b>0003904</b>	F 68,90
60x120 lapp.	<b>0003924</b>	F 81,90
30x120 rett.	<b>0003909</b>	F 68,90
80x80 rett.	<b>0003919</b>	F 68,90
60x60 rett.	<b>0004108</b>	F 53,90
30x60 rett.	<b>0004111</b>	F 49,90

12 mm

6 mm

9 mm



\* Fino ad esaurimento scorte l' art. verrà consegnato a spessore 7 mm. The item will be delivered 7 mm thick until stocks are exhausted.

# NATIVE

## FOG

* 160x320 rett.	<b>0003903</b>	F 168,90
120x120 rett.	<b>0003772</b>	F 102,90
120x120 lapp.	<b>0004043</b>	F 119,90
60x120 rett.	<b>0003907</b>	F 68,90
60x120 lapp.	<b>0003927</b>	F 81,90
30x120 rett.	<b>0003912</b>	F 68,90
80x80 rett.	<b>0003922</b>	F 68,90
60x60 rett.	<b>0004110</b>	F 53,90
30x60 rett.	<b>0004113</b>	F 49,90

\* Fino ad esaurimento scorte l' art. verrà consegnato a spessore 7 mm. The item will be delivered 7 mm thick until stocks are exhausted.

6 mm  
9 mm



## MARK FOG

60x120 rett.	<b>0003929</b>	F 81,90
30x120 rett.	<b>0003931</b>	F 81,90



## MARK EBONY

60x120 rett.	<b>0003930</b>	F 81,90
30x120 rett.	<b>0003932</b>	F 81,90

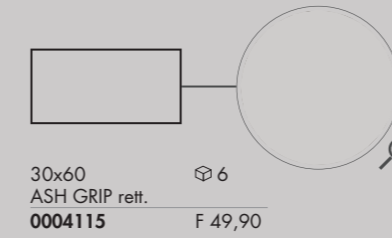


9 mm

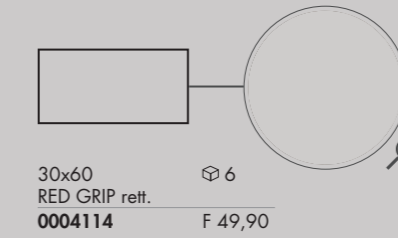
# NATIVE

## OUTDOOR R11 P3 9 mm

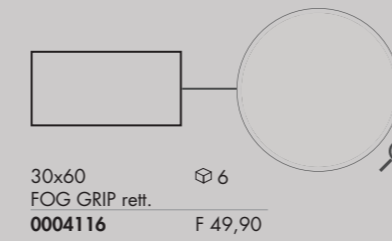
### ASH



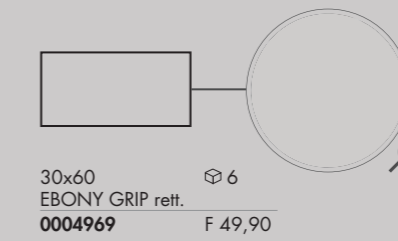
### RED



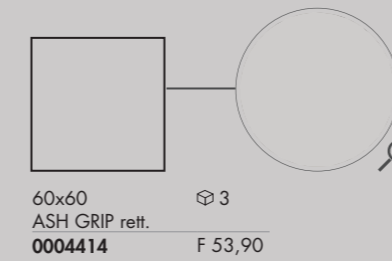
### FOG



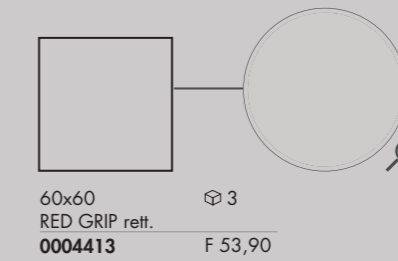
### EBONY



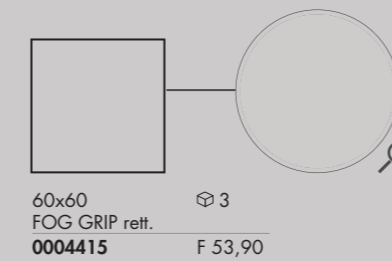
### ASH



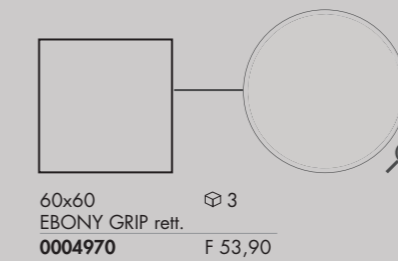
### RED



### FOG

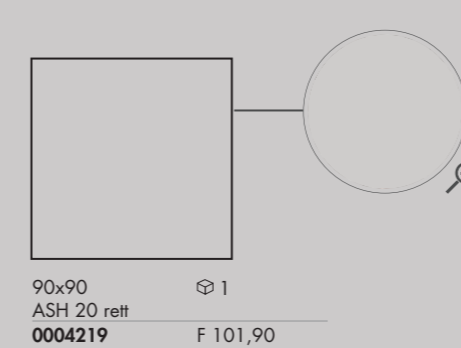


### EBONY

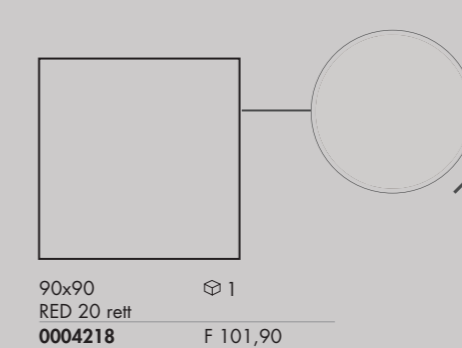


## OUT.20 R11 20 mm

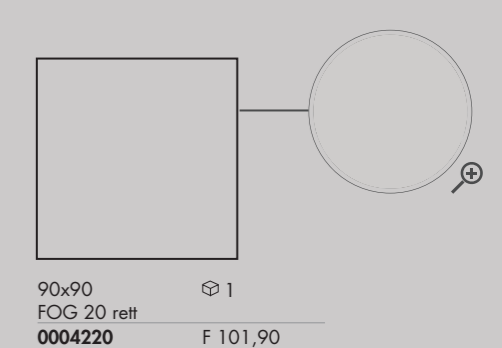
### ASH



### RED



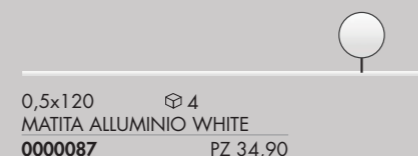
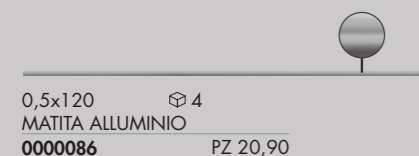
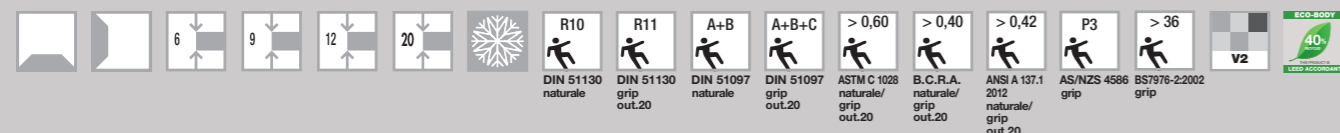
### FOG



# NATIVE

GRES PORCELLANATO A MASSA COLORATA FULL BODY COLORED PORCELAIN TILES

Classificazione secondo norme UNI EN 14411 (ISO 13006) Allegato G-Gruppo B1a  
Classification in accordance with UNI EN 14411 (ISO 13006) Annex G-Group B1a



Articoli realizzati in alluminio per l'uso a parete, adatti a raccordare piastrelle di diverso spessore (9 mm / 7 mm).  
Aluminium strip for use between wall tiles of different thicknesses (9 mm / 7 mm).

## PEZZI SPECIALI / SPECIAL TRIMS

		EBONY	FOREST	ASH	RED	FOG
	BATTISCOPA rett. 5,5x60 PZ 7,90	0004966	-	0004167	0004166	0004168
	BATTISCOPA rett. 5,5x80 PZ 8,90	0003937	0003934	0003935	0003933	0003936
	GRADONE TOP rett. 32x120x4,5x2 PZ 172,90	0003947	0003944	0003945	0003943	0003946
	ANGOLARE TOP SX rett. 32x120x4,5x2 PZ 198,90	0003952	0003949	0003950	0003948	0003951
	ANGOLARE TOP DX rett. 32x120x4,5x2 PZ 198,90	0003957	0003954	0003955	0003953	0003956
	GRADONE JOLLY rett. 40x120x20 PZ 172,90	0003962	0003959	0003960	0003958	0003961
	BATTISCOPA lapp. 5,5x120 PZ 8,90	0003942	0003939	0003940	0003938	0003941
	GRADONE TOP lapp. 32x120x4,5x2 PZ 182,90	0003947	0004119	0004120	0004118	0004121
	ANGOLARE TOP SX lapp. 32x120x4,5x2 PZ 208,90	0004127	0004124	0004125	0004123	0004126
	ANGOLARE TOP DX lapp. 32x120x4,5x2 PZ 208,90	0004132	0004129	0004130	0004128	0004131
	GRADONE JOLLY lapp. 40x120x20 PZ 182,90	0004137	0004134	0004135	0004133	0004136


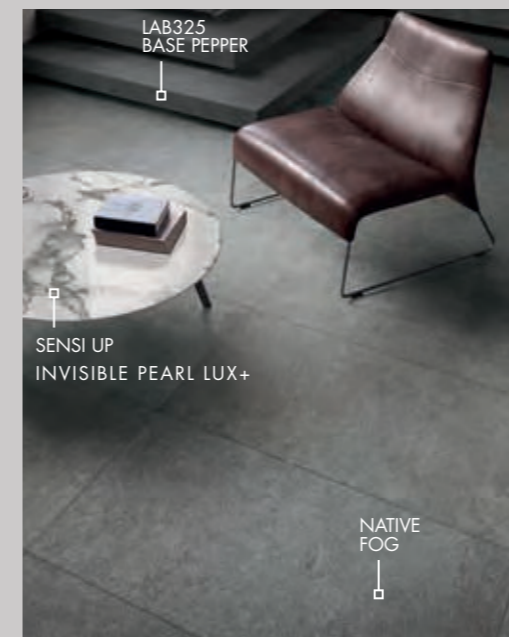
# NATIVE

## THE PERFECT COMBO

DALLA CONSULTAZIONE DELLA MATERIOTECA ABK, NASCE LA NUOVA SEZIONE DEDICATA AGLI ABBINAMENTI CHE VALORIZZANO LE SUPERFICI DELLE PRINCIPALI COLLEZIONI.

THE NEW SECTION EXPLORES THE DIFFERENT WAYS IN WHICH ABK MATERIALS CAN BE COORDINATED TO ENHANCE THE SURFACES OF THE MAIN COLLECTIONS.

	NEST	LAB325	INTERNO 9	SENSI / SENSI UP
EBONY	OAK	ASH	RUST	STATUARIO ULTRA
FOREST	TAUPE	TAUPE	SILVER	GRAND ANTIQUE
ASH	TAUPE	PEARL	RUST	ARABESQUE SILVER
RED	OAK	ASH	SILVER	CALACATTA GOLD
FOG	BLUE	PEPPER	RUST	INVISIBLE PEARL


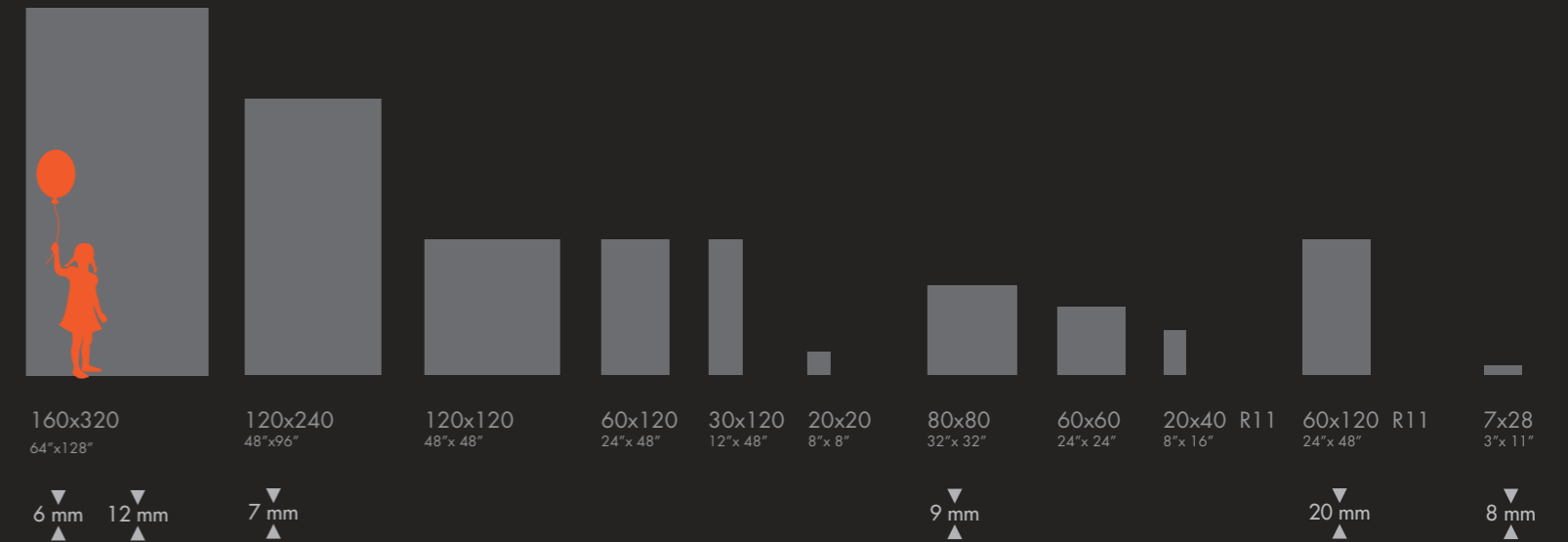


# GENT

**WIDE**  
SUPERSIZE SLABS

LASTRE IN GRES PORCELLANATO A MASSA COLORATA FULL BODY COLORED PORCELAIN SLABS

SUPERFICI SURFACES : **naturale** - natural / **grip R11** - antislippery R11



inside wall GENT 120x240 DARK  
 inside floor GENT 120x120 DARK - GENT 120x120 DARK SLIVER  
 kitchen volume GENT 120x240 DARK  
 outside wall GENT 120x240 DARK  
 outside floor GENT 60x120 DARK LINE 20 mm



# GENT

## DARK

163,5x323 nat.	<b>0003780</b>	F 190,90
* 160x320 rett.	<b>0003340</b>	F 168,90
120x240 rett.	<b>0001687</b>	F 132,90
120x120 rett.	<b>0001691</b>	F 102,90
60x120 rett.	<b>0001695</b>	F 68,90
30x120 rett.	<b>0001698</b>	F 68,90
* 80x80 rett.	<b>0001705</b>	F 68,90
60x60 rett.	<b>0001733</b>	F 53,90

▼  
12 mm  
▲

▼  
6 mm  
▲

▼  
7 mm  
▲

▼  
9 mm  
▲



## BLUE

120x240 rett.	<b>0001686</b>	F 132,90
120x120 rett.	<b>0001690</b>	F 102,90
60x120 rett.	<b>0001694</b>	F 68,90
30x120 rett.	<b>0002241</b>	F 68,90
* 80x80 rett.	<b>0001704</b>	F 68,90
60x60 rett.	<b>0001732</b>	F 53,90

▼  
7 mm  
▲

▼  
9 mm  
▲




\* Fino ad esaurimento scorte l' art. verrà consegnato a spessore 7 mm. The item will be delivered 7 mm thick until stocks are exhausted.

# GENT

## ASH

120x240 rett.	<b>0001685</b>	F 132,90
120x120 rett.	<b>0001689</b>	F 102,90
60x120 rett.	<b>0001693</b>	F 68,90
30x120 rett.	<b>0001697</b>	F 68,90

7 mm



9 mm

* 80x80 rett.	<b>0001703</b>	F 68,90
60x60 rett.	<b>0001731</b>	F 53,90

## ROPE

120x240 rett.	<b>0001688</b>	F 132,90
120x120 rett.	<b>0001692</b>	F 102,90
60x120 rett.	<b>0001696</b>	F 68,90
30x120 rett.	<b>0002242</b>	F 68,90

7 mm



9 mm

* 80x80 rett.	<b>0001706</b>	F 68,90
60x60 rett.	<b>0001734</b>	F 53,90

\* Fino ad esaurimento scorte l' art. verrà consegnato a spessore 7 mm. The item will be delivered 7 mm thick until stocks are exhausted.

# GENT

## DARK LINE

120x240 rett.	<b>0001714</b>	F 149,90
60x120 rett.	<b>0002249</b>	F 81,90
30x120 rett.	<b>0001718</b>	F 81,90



## ASH LINE

120x240 rett.	<b>0001713</b>	F 149,90
60x120 rett.	<b>0002248</b>	F 81,90
30x120 rett.	<b>0001717</b>	F 81,90



## BLUE LINE


120x240 rett.	<b>0002700</b>	F 149,90
60x120 rett.	<b>0002701</b>	F 81,90
30x120 rett.	<b>0002702</b>	F 81,90



7 mm


## DARK SLIVER

120x240 rett.	<b>0001722</b>	F 149,90
120x120 rett.	<b>0001724</b>	F 119,90



## ASH SLIVER


120x240 rett.	<b>0001721</b>	F 149,90
120x120 rett.	<b>0001723</b>	F 119,90



7 mm

# GENT


## VINTAGE



20x20  
DARK VINTAGE  
0001709 F 81,90



20x20  
ASH VINTAGE  
0001707 F 81,90



20x20  
ROPE VINTAGE  
0001710 F 81,90

7 mm

## BRICK



7x28  
DARK BRICK  
0001741 F 62,90



7x28  
BLUE BRICK  
0001740 F 62,90




7x28  
ASH BRICK  
0001739 F 62,90




7x28  
ROPE BRICK  
0001742 F 62,90

GRES PORCELLANATO  
PORCELAIN TILES


8 mm




0,5x120 4  
MATITA ALLUMINIO  
0000086 PZ 20,90




0,5x120 4  
MATITA ALLUMINIO WHITE  
0000087 PZ 34,90



0,5x120 4  
MATITA ALLUMINIO BLACK  
0000088 PZ 34,90



0,5x120 4  
MATITA ALLUMINIO RAME  
0000556 PZ 34,90



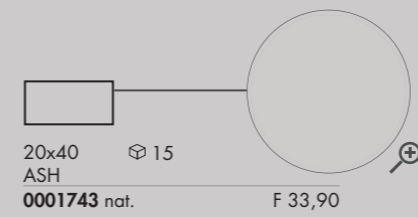
0,5x120 4  
MATITA ALLUMINIO BRONZO  
0000557 PZ 34,90

Articoli realizzati in alluminio per l'uso a parete, adatti a  
raccordare piastrelle di diverso spessore (9 mm / 7 mm).  
Aluminium strip for use between wall tiles of different  
thicknesses (9 mm / 7 mm).

# GENT

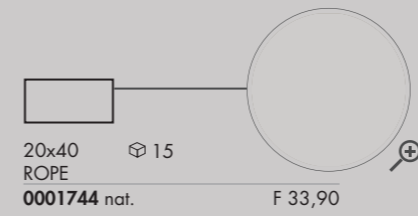
## OUTDOOR R11 9 mm

### ASH



20x40 15  
ASH  
0001743 nat. F 33,90

### ROPE



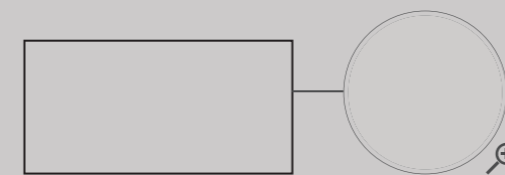
20x40 15  
ROPE  
0001744 nat. F 33,90



floor GENT ASH 20x40

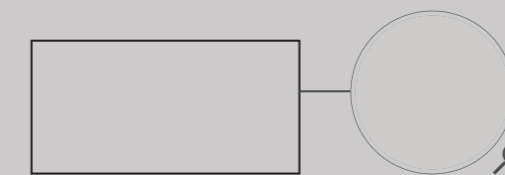
## OUT.20 R11 20 mm

### DARK



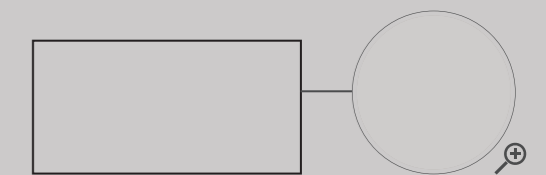
60x120 1  
DARK  
0001678 rett. F 89,90

### BLUE



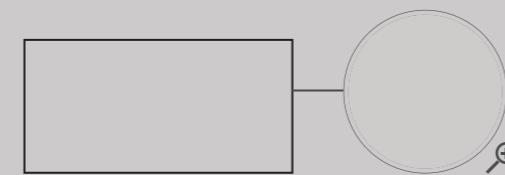
60x120 1  
BLUE  
0001677 rett. F 89,90

### ASH



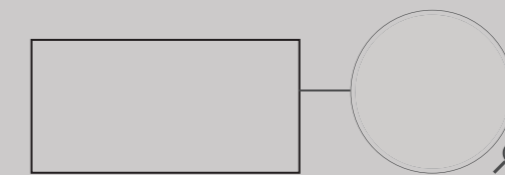
60x120 1  
ASH  
0001948 rett. F 89,90

### DARK LINE



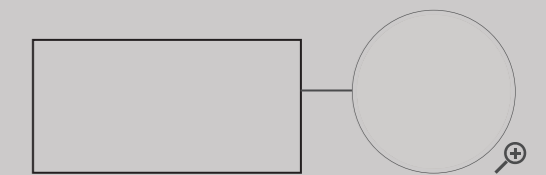
60x120 1  
DARK LINE  
0001680 rett. F 89,90

### BLUE LINE



60x120 1  
BLUE LINE  
0001679 rett. F 89,90

### ASH LINE



60x120 1  
ASH LINE  
0001949 rett. F 89,90

Per la serie completa vedi pag. 220  
For the complete collection see page 220



# GENT

## LASTRE IN GRES PORCELLANATO A MASSA COLORATA FULL BODY COLORED PORCELAIN SLABS

Classificazione secondo norme UNI EN 14411 (ISO 13006) Allegato G Gruppo Bla  
 Classification in accordance with UNI EN 14411 (ISO 13006) Annex G-Group Bla



\* Fino ad esaurimento scorte l'art. verrà consegnato a spessore 7 mm. The item will be delivered 7 mm thick until stocks are exhausted.

DECORI / DECORATIVE		DARK	BLUE	ASH	ROPE
	MOS. QUADRETTI rett. 30x30 F 101,90 6 pz	0002246	0002245	0002244	0002247
	MIX SIZES rett. 30x60 F 74,90 7 pz 5x60 10x60 15x60	0002879	0002878	0002877	0002880

## PEZZI SPECIALI / SPECIAL TRIMS

		DARK	BLUE	ASH	ROPE
	* BATTISCOPA rett. 5,5x80 PZ 8,90 8 pz	0002252	0002251	0002250	0002253
	GRADONE TOP rett. 32x120x4,5x1,5 PZ 172,90 1 pz	0002256	0002255	0002254	0002257
	ANGOLARE TOP SX 32x120x4,5x1,5 PZ 198,90 1 pz	0002260	0002259	0002258	0002261
	ANGOLARE TOP DX 32x120x4,5x1,5 PZ 198,90 1 pz	0002264	0002263	0002262	0002265
	GRADONE JOLLY 40x120x20 PZ 172,90 1 pz	0004580	0004579	0004578	0004581
	BATTISCOPA 5,5x60 PZ 7,90 10 pz	0002823	0002822	0002821	0002824
	ELEMENTO L MONOL. 15x30x3,5 PZ 14,90 8 pz	-	-	0003576	0003577

# GENT

## THE PERFECT COMBO

DALLA CONSULTAZIONE DELLA MATERIOTECA ABK, NASCE LA NUOVA SEZIONE DEDICATA AGLI ABBINAMENTI CHE VALORIZZANO LE SUPERFICI DELLE PRINCIPALI COLLEZIONI.

THE NEW SECTION EXPLORES THE DIFFERENT WAYS IN WHICH ABK MATERIALS CAN BE COORDINATED TO ENHANCE THE SURFACES OF THE MAIN COLLECTIONS.

	LAB325	INTERNO 9	SENSI	CROSSROAD WOOD	NEST
DARK	PEARL	DARK	CALACATTA GOLD	AMBER	BEIGE
BLUE	PEARL	PEARL	STATUARIO ULTRA	TAN	BEIGE
ASH	TAUPE	SILVER	STATUARIO APUANO	GREY	TAUPE
ROPE	TAUPE	RUST	ONICE BEIGE	SAND	TAUPE



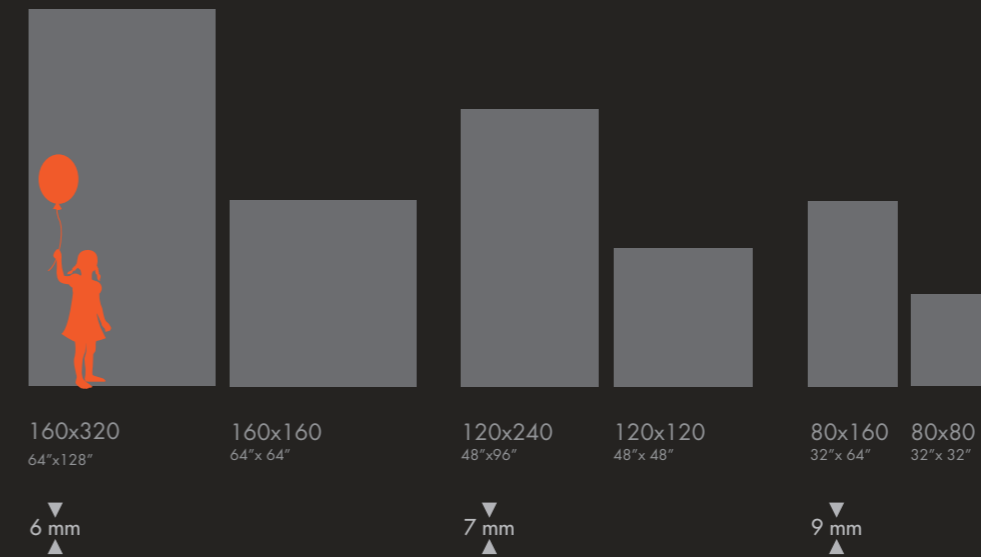


# ALPES

**WIDE**  
SUPERSIZE SLABS

LASTRE IN GRES PORCELLANATO A MASSA COLORATA FULL BODY COLORED PORCELAIN SLABS

SUPERFICI SURFACES : *naturale* - natural



ALPES IVORY - GREY

# ALPES

## LEAD

* 160x320 rett.	<b>0000420</b>	F 168,90
* 160x160 rett.	<b>0000422</b>	F 152,90
<hr/>		
120x240 rett.	<b>0000213</b>	F 132,90
120x120 rett.	<b>0000217</b>	F 102,90
<hr/>		
* 80x160 rett.	<b>0000205</b>	F 102,90
* 80x80 rett.	<b>0000209</b>	F 68,90

6 mm

7 mm

9 mm



## GREY

120x240 rett.	<b>0000212</b>	F 132,90
120x120 rett.	<b>0000216</b>	F 102,90
<hr/>		
* 80x160 rett.	<b>0000204</b>	F 102,90
* 80x80 rett.	<b>0000208</b>	F 68,90

7 mm

9 mm



\* Fino ad esaurimento scorte l' art. verrà consegnato a spessore 7 mm. The item will be delivered 7 mm thick until stocks are exhausted.

# ALPES

## IVORY

120x240 rett.	<b>0000211</b>	F 132,90
120x120 rett.	<b>0000215</b>	F 102,90
<hr/>		
* 80x160 rett.	<b>0000203</b>	F 102,90
* 80x80 rett.	<b>0000207</b>	F 68,90

7 mm

9 mm



## SAND

* 160x320 rett.	<b>0000200</b>	F 168,90
* 160x160 rett.	<b>0000202</b>	F 152,90
<hr/>		
120x240 rett.	<b>0000214</b>	F 132,90
120x120 rett.	<b>0000218</b>	F 102,90
<hr/>		
* 80x160 rett.	<b>0000206</b>	F 102,90
* 80x80 rett.	<b>0000210</b>	F 68,90

6 mm

7 mm

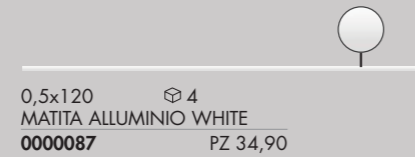
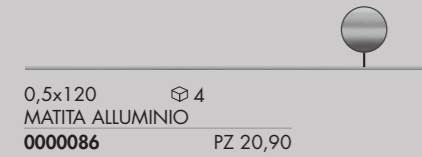
9 mm



# ALPES

## LASTRE IN GRES PORCELLANATO A MASSA COLORATA FULL BODY COLORED PORCELAIN SLABS

Classificazione secondo norme UNI EN 14411 (ISO 13006) Allegato G-Gruppo B1a  
Classification in accordance with UNI EN 14411 (ISO 13006) Annex G-Group B1a



Articoli realizzati in alluminio per l'uso a parete, adatti a raccordare piastrelle di diverso spessore (9 mm / 7 mm).  
Aluminium strip for use between wall tiles of different thicknesses (9 mm / 7 mm).

\* Fino ad esaurimento scorte l'art. verrà consegnato a spessore 7 mm. The item will be delivered 7 mm thick until stocks are exhausted.

DECORI / DECORATIVE				LEAD	GREY	IVORY	SAND
	MOS. ENIGMA rett. 30x34 F 209,90 $\varnothing$ 5	7 mm	0000290	0000289	0000288	0000291	

PEZZI SPECIALI / SPECIAL TRIMS				LEAD	GREY	IVORY	SAND
	* BATTISCOPIA 5,5x80 PZ 8,90 $\varnothing$ 8	9 mm	0000347	0000346	0000345	0000348	
	GRADONE TOP rett. 32x120x4,5x1,5 PZ 172,90 $\varnothing$ 1	7 mm	0000351	0000350	0000349	0000352	
	ANGOLARE TOP SX 32x120x4,5x1,5 PZ 198,90 $\varnothing$ 1	7 mm	0000355	0000354	0000353	0000356	
	ANGOLARE TOP DX 32x120x4,5x1,5 PZ 198,90 $\varnothing$ 1		0000359	0000358	0000357	0000360	
	GRADONE JOLLY 40x120x20 PZ 172,90 $\varnothing$ 1	7 mm	0004576	0004575	0004574	0004577	




# ALPES

## THE PERFECT COMBO

DALLA CONSULTAZIONE DELLA MATERIOTECA ABK, NASCE LA NUOVA SEZIONE DEDICATA AGLI ABBINAMENTI CHE VALORIZZANO LE SUPERFICI DELLE PRINCIPALI COLLEZIONI.

THE NEW SECTION EXPLORES THE DIFFERENT WAYS IN WHICH ABK MATERIALS CAN BE COORDINATED TO ENHANCE THE SURFACES OF THE MAIN COLLECTIONS.

	CROSSROAD CHALK	INTERNO 9	SENSI/SENSI UP	CROSSROAD WOOD	NEST
LEAD	COAL	PEARL	STATUARIO ULTRA	COAL	BLUE
GREY	GREY	SILVER	PIETRA GREY	TAN	OAK
IVORY	COAL	DARK	GRAND ANTIQUE	GREY	TAUPE
SAND	SAND	RUST	CALACATTA GOLD	AMBER	OAK







# ALPES RAW

GRES PORCELLANATO A MASSA COLORATA FULL BODY COLORED PORCELAIN TILES

SUPERFICI SURFACES : *naturale* - natural, *lappato* - honed



ALPES RAW GREY

# ALPES RAW

## LEAD

60x120 rett.	<b>000008</b>	F 68,90
60x120 lapp. rett.	<b>000013</b>	F 81,90
60x60 rett.	<b>000018</b>	F 53,90
60x60 lapp. rett.	<b>000023</b>	F 64,90
30x60 rett.	<b>000028</b>	F 49,90
30x60 lapp. rett.	<b>000033</b>	F 59,90

9 mm



## GREY

60x120 rett.	<b>000007</b>	F 68,90
60x120 lapp. rett.	<b>000012</b>	F 81,90
60x60 rett.	<b>000017</b>	F 53,90
60x60 lapp. rett.	<b>000022</b>	F 64,90
30x60 rett.	<b>000027</b>	F 49,90
30x60 lapp. rett.	<b>000032</b>	F 59,90

9 mm



# ALPES RAW

## IVORY

60x120 rett.	<b>000006</b>	F 68,90
60x120 lapp. rett.	<b>000011</b>	F 81,90
60x60 rett.	<b>000016</b>	F 53,90
60x60 lapp. rett.	<b>000021</b>	F 64,90
30x60 rett.	<b>000026</b>	F 49,90
30x60 lapp. rett.	<b>000031</b>	F 59,90

9 mm




## SAND

60x120 rett.	<b>000009</b>	F 68,90
60x120 lapp. rett.	<b>000014</b>	F 81,90
60x60 rett.	<b>000019</b>	F 53,90
60x60 lapp. rett.	<b>000024</b>	F 64,90
30x60 rett.	<b>000029</b>	F 49,90
30x60 lapp. rett.	<b>000034</b>	F 59,90


9 mm




# ALPES RAW




30x60 2  
ALPES RAW DEC. SIGN SAND MIX 2  
**0000271** lapp. rett. PZ 59,90  
(Ottone - brass) (prezzo cad. - price for piece)




30x30 4  
**\*\*ALPES RAW MOS. QUAD. GLAM SAND**  
**0000266** rett. PZ 34,90




30x60 2  
ALPES RAW DEC. SIGN LEAD MIX 2  
**0000270** lapp. rett. PZ 59,90  
(Ottone - brass) (prezzo cad. - price for piece)




30x30 4  
**\*\*ALPES RAW MOS. QUAD. GLAM LEAD**  
**0000265** rett. PZ 34,90




30x60 2  
ALPES RAW DEC. SIGN GREY MIX 2  
**0000269** lapp. rett. PZ 59,90  
(Ottone - brass) (prezzo cad. - price for piece)



30x30 4  
**\*\*ALPES RAW MOS. QUAD. GLAM GREY**  
**0000264** rett. PZ 34,90




30x60 2  
ALPES RAW DEC. SIGN IVORY MIX 2  
**0000268** lapp. rett. PZ 59,90  
(Ottone - brass) (prezzo cad. - price for piece)



30x30 4  
**\*\*ALPES RAW MOS. QUAD. GLAM IVORY**  
**0000263** rett. PZ 34,90



10x60 3  
**\*\*LISTONE WOM**  
**UKR01161** rett. PZ 34,90



5x60 4  
**\*\*ALPES RAW LIST. ETHNIC**  
**0000267** rett. PZ 29,90



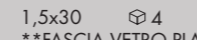
5x30 4  
**\*FASCIA ESSENZE MIX**  
**19R03053** rett. PZ 21,90  
(Legno - wood)




4x30 4  
**\*FASCIA ARDESIA BRONZO**  
**RER09054** rett. PZ 20,90  
(Pietra naturale - Natural stone)



4x30 4  
**\*FASCIA ARDESIA GRIGIO**  
**RER09204** rett. PZ 20,90  
(Pietra naturale - Natural stone)



1,5x30 4  
**\*\*FASCIA VETRO PLATINO**  
**R1R03207** rett. PZ 22,90



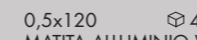
1,5x30 4  
**\*\*FASCIA VETRO BRONZO**  
**R1R03157** rett. PZ 22,90



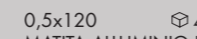
1,5x30 4  
**\*\*FASCIA VETRO ORO**  
**R1R03106** rett. PZ 22,90  
(Vetro e metalli preziosi - Glass and precious metals)



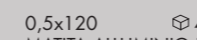
0,5x120 4  
**MATITA ALLUMINIO**  
**0000086** rett. PZ 20,90



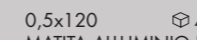
0,5x120 4  
**MATITA ALLUMINIO WHITE**  
**0000087** rett. PZ 34,90



0,5x120 4  
**MATITA ALLUMINIO BLACK**  
**0000088** rett. PZ 34,90



0,5x120 4  
**MATITA ALLUMINIO RAME**  
**0000556** rett. PZ 34,90



0,5x120 4  
**MATITA ALLUMINIO BRONZO**  
**0000557** rett. PZ 34,90

Articoli realizzati in alluminio per l'uso a parete, adatti a raccordare piastrelle di diverso spessore (9 mm / 7 mm)

Aluminium strip for use between wall tiles of different thicknesses (9 mm / 7 mm)

# ALPES RAW


## GRES PORCELLANATO A MASSA COLORATA FULL BODY COLORED PORCELAIN TILES

Classificazione secondo norme UNI EN 14411 (ISO 13006) Allegato G-Gruppo B1a  
Classification in accordance with UNI EN 14411 (ISO 13006) Annex G-Group B1a



floor. Lead lapp rett. 60x60 - Dec. Sign Lead mix 2 lapp. 30x60

### SCHEMA DI POSA INSTALLATION PATTERNS



60x60	67 %
30x60	33 %

### DECORI / DECORATIVE

		LEAD	GREY	IVORY	SAND
	MOS. QUADRETTI rett. 30x30 F 101,90  4	<b>0000261</b>	<b>0000260</b>	<b>0000259</b>	<b>0000262</b>

### PEZZI SPECIALI / SPECIAL TRIMS

		LEAD	GREY	IVORY	SAND
	BATTISCOPA 5,5x60  10	<b>0000274</b>	<b>0000273</b>	<b>0000272</b>	<b>0000275</b>
	GRADONE TOP rett. 32x120x4,5x2 PZ 172,90  1	<b>0000278</b>	<b>0000277</b>	<b>0000276</b>	<b>0000279</b>
	ANGOLARE TOP SX 32x120x4,5x2 PZ 198,90  1	<b>0000282</b>	<b>0000281</b>	<b>0000280</b>	<b>0000283</b>
	ANGOLARE TOP DX 32x120x4,5x2 PZ 198,90  1	<b>0000286</b>	<b>0000285</b>	<b>0000284</b>	<b>0000287</b>

\* Art. realizzati con materiali naturali; vedi indicazioni per posa e pulizia a pag. 309 dell' area tecnica.  
\* Items produced with natural materials; check the technical area at page 309.


\*\* Metalli preziosi. Si consiglia di pulire la superficie senza utilizzare prodotti contenenti sostanze abrasive per non alterare la brillantezza del metallo prezioso.  
Precious metal. Do not use products containing abrasive substances to clean the decorative element so as not to affect the shine of the precious metal.



# UNIKA

GRES PORCELLANATO A MASSA COLORATA FULL BODY COLORED PORCELAIN TILES

SUPERFICI SURFACES : *naturale* - natural, *antique* - honed, *bocciardato R11* - structured R11





# UNIKA

## CREAM

60x120 rett.	<b>UKR3405A</b>	F 68,90
60x120 ANTIQUE rett.	<b>UKL3405A</b>	F 81,90
30x120 rett.	<b>UKR57050</b>	F 68,90
60x60 nat.	<b>UKN01050</b>	F 46,90
60x60 rett.	<b>UKR01050</b>	F 53,90
60x60 ANTIQUE rett.	<b>UKL01050</b>	F 64,90
30x60 rett.	<b>UKR03050</b>	F 49,90
10x30 rett.	<b>UKR11050</b>	F 64,90

9 mm



## ECRU

60x120 rett.	<b>UKR3410A</b>	F 68,90
60x120 ANTIQUE rett.	<b>UKL3410A</b>	F 81,90
30x120 rett.	<b>UKR57100</b>	F 68,90
60x60 nat.	<b>UKN01100</b>	F 46,90
60x60 rett.	<b>UKR01100</b>	F 53,90
60x60 ANTIQUE rett.	<b>UKL01100</b>	F 64,90
30x60 rett.	<b>UKR03100</b>	F 49,90
10x30 rett.	<b>UKR11100</b>	F 64,90

9 mm



# UNIKA

## BRONZE

60x120 rett.	<b>UKR3430A</b>	F 68,90
60x120 ANTIQUE rett.	<b>UKL3430A</b>	F 81,90
30x120 rett.	<b>UKR57300</b>	F 68,90
60x60 nat.	<b>UKN01300</b>	F 46,90
60x60 rett.	<b>UKR01300</b>	F 53,90
60x60 ANTIQUE rett.	<b>UKL01300</b>	F 64,90
30x60 rett.	<b>UKR03300</b>	F 49,90
10x30 rett.	<b>UKR11300</b>	F 64,90

9 mm



## GREY

60x120 rett.	<b>UKR3415A</b>	F 68,90
60x120 ANTIQUE rett.	<b>UKL3415A</b>	F 81,90
30x120 rett.	<b>UKR57150</b>	F 68,90
60x60 nat.	<b>UKN01150</b>	F 46,90
60x60 rett.	<b>UKR01150</b>	F 53,90
60x60 ANTIQUE rett.	<b>UKL01150</b>	F 64,90
30x60 rett.	<b>UKR03150</b>	F 49,90
10x30 rett.	<b>UKR11150</b>	F 64,90

9 mm



# UNIKA

## SMOKE

60x120 rett.	<b>UKR3420A</b>	F 68,90
60x120 ANTIQUE rett.	<b>UKL3420A</b>	F 81,90
30x120 rett.	<b>UKR57200</b>	F 68,90
60x60 nat.	<b>UKN01200</b>	F 46,90
60x60 rett.	<b>UKR01200</b>	F 53,90
60x60 ANTIQUE rett.	<b>UKL01200</b>	F 64,90
30x60 rett.	<b>UKR03200</b>	F 49,90
10x30 rett.	<b>UKR11200</b>	F 64,90

9 mm



## GAME ECRU

60x60 rett.	<b>UKR01400</b>	F 64,90
-------------	-----------------	---------

(UNIKA ECRU + DOLPHIN CLAY)



# UNIKA

## GAME GREY

60x60 rett.	<b>UKR01450</b>	F 64,90
-------------	-----------------	---------

(UNIKA GREY + DOLPHIN GREY)



## GAME SMOKE

60x60 rett.	<b>UKR01500</b>	F 64,90
-------------	-----------------	---------

(UNIKA SMOKE + DOLPHIN COAL)



# UNIKA

## FREEDOM

60x60 rett. UKR01350 F 64,90



10x60 3  
\*\* LISTONE WOM  
UKR01161 rett. PZ 34,90  
(Metalli Preziosi - Precious metals)



10x10 6  
\*\* TOZZETTO WOM MIX 6  
UKR01162 rett. PZ 14,90  
(Metalli Preziosi - Precious metals)

1,5x30 4  
FASCIA VETRO PLATINO  
\*\* R1R03207 PZ 22,90

1,5x30 4  
FASCIA VETRO BRONZO  
\*\* R1R03157 PZ 22,90

1,5x30 4  
FASCIA VETRO ORO  
\*\* R1R03106 PZ 22,90  
(Vetro e metalli preziosi - Glass and precious metals)

5x30 4  
\* FASCIA ESSENZE MIX  
I9R03053 PZ 21,90  
(Legno - Wood)

4x30 4  
\* FASCIA ARDESIA BRONZO  
RER09054 PZ 20,90

4x30 4  
\* FASCIA ARDESIA GRIGIO  
RER09204 PZ 20,90  
(Pietra naturale - Natural stone)

0,5x120 4  
MATITA ALLUMINIO  
0000086 PZ 20,90

0,5x120 4  
MATITA ALLUMINIO WHITE  
0000087 PZ 34,90

0,5x120 4  
MATITA ALLUMINIO BLACK  
0000088 PZ 34,90

0,5x120 4  
MATITA ALLUMINIO RAME  
0000556 PZ 34,90

0,5x120 4  
MATITA ALLUMINIO BRONZO  
0000557 PZ 34,90

Articoli realizzati in alluminio per l'uso a parete, adatti a raccordare piastrelle di diverso spessore (9 mm / 7 mm).  
Aluminium strip for use between wall tiles of different thicknesses (9 mm / 7 mm).

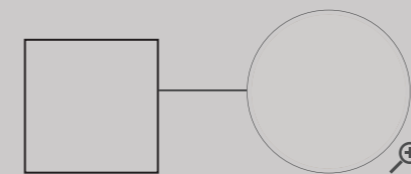
\* Art. realizzati con materiali naturali; vedi indicazioni per posa e pulizia a pag. 309 dell' area tecnica.  
\* Items produced with natural materials: check the technical area at page 309.

\*\* Metalli preziosi. Si consiglia di pulire la superficie senza utilizzare prodotti contenenti sostanze abrasive per non alterare la brillantezza del metallo prezioso.  
Precious metal. Do not use products containing abrasive substances to clean the decorative element so as not to affect the shine of the precious metal.

# UNIKA

OUTDOOR R11 9 mm

ECRU

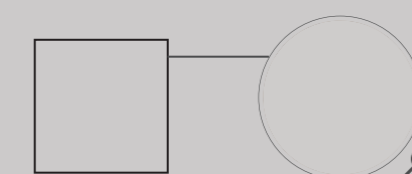


60x60 3  
UNIKA ECRU  
UKN01600 bocc. nat. F 46,90  
UKR01600 bocc. rett. F 53,90

20x40 15  
UNIKA ECRU  
UKN18100 bocc. nat. F 33,90

20x20 30  
UNIKA ECRU  
UKN22100 bocc. nat. F 33,90

GREY

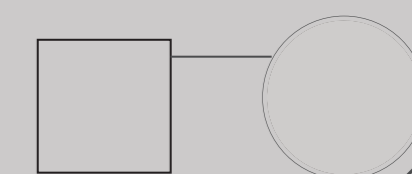


60x60 3  
UNIKA GREY  
UKN01650 bocc. nat. F 46,90  
UKR01650 bocc. rett. F 53,90

20x40 15  
UNIKA GREY  
UKN18150 bocc. nat. F 33,90

20x20 30  
UNIKA GREY  
UKN22150 bocc. nat. F 33,90

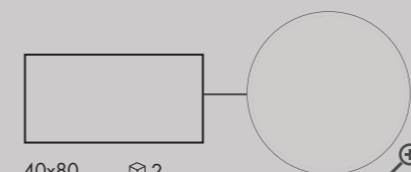
SMOKE



60x60 3  
UNIKA SMOKE  
UKN01700 bocc. nat. F 46,90  
UKR01700 bocc. rett. F 53,90

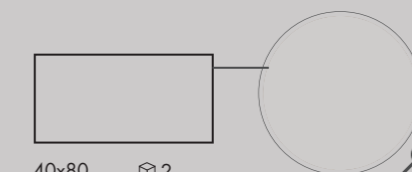
OUT.20 R11 20 mm

ECRU



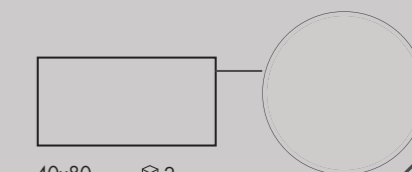
40x80 2  
UNIKA ECRU  
UKN51100 bocc. nat. F 91,90

GREY



40x80 2  
UNIKA GREY  
UKN51150 bocc. nat. F 91,90

SMOKE



40x80 2  
UNIKA SMOKE  
UKN51200 bocc. nat. F 91,90

Per la serie completa vedi pag.222  
For the complete collection see page 222

Per maggiori informazioni consulta l'area tecnica da pag. 308 - For more information check the technical area at page 308

## ILLUSION GREY

60x120 rett. **UKR3417A** F 81,90



## ILLUSION SMOKE

60x120 rett. **UKR3422A** F 81,90



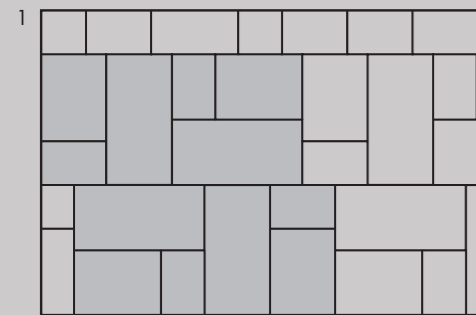
9 mm




wall 60x120 ILLUSION GREY RETT.

La non perfetta continuità di linee, rilievi o motivi grafici tra piastrelle adiacenti è naturale conseguenza del processo produttivo, pertanto non costituisce un vizio del prodotto.  
Any variations in graphic designs or textures between adjacent tiles are a natural consequence of the manufacturing process and do not constitute a product defect.

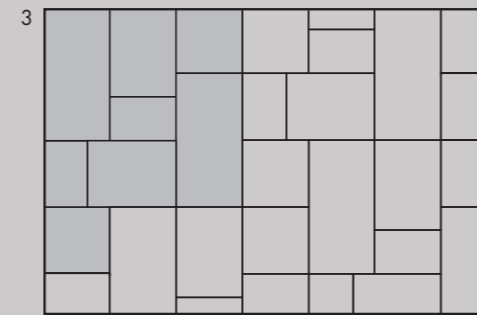
### SCHEMI DI POSA / INSTALLATION PATTERNS




60x120 MIX FLOOR 100 %




60x120 MIX FLOOR 100 %




60x120 MIX FLOOR 80 %  
60x60 20 %



60x120 MIX FLOOR 80 %  
30x120 20 %



60x80 MIX WALL 100 %



60x120 44,4 %  
60x60 22,2 %  
30x120 22,2 %  
30x60 11,2 %

## GRES PORCELLANATO A MASSA COLORATA FULL BODY COLORED PORCELAIN TILES

Classificazione secondo norme UNI EN 14411 (ISO 13006) Allegato G-Gruppo B1a  
Classification in accordance with UNI EN 14411 (ISO 13006) Annex G-Group B1a



### DECORI / DECORATIVE

	CREAM	ECRU	BRONZE	GREY	SMOKE
 MOS. OPUS MINI rett. 30x30 F 252,90    4	<b>UKR09052</b>	<b>UKR09102</b>	<b>UKR09302</b>	<b>UKR09152</b>	<b>UKR09202</b>
 MOS. QUADRETTI rett. 30x30 F 101,90    6	<b>UKR09051</b>	<b>UKR09101</b>	<b>UKR09301</b>	<b>UKR09151</b>	<b>UKR09201</b>
 MIX FLOOR 60x120 F 81,90    2 Pcs box: 60x120 1, 60x80 1, 60x40 1	<b>UKR3406A</b>	<b>UKR3411A</b>	<b>UKR3431A</b>	<b>UKR3416A</b>	<b>UKR3421A</b>
 MIX WALL 60x80 F 74,90    2 Pcs box: 20x60 4, 20x20 4, 10x60 4, 10x20 2, 10x10 4	<b>UKR20050</b>	<b>UKR20100</b>	<b>UKR20300</b>	<b>UKR20150</b>	<b>UKR20200</b>

### PEZZI SPECIALI / SPECIAL TRIMS


	CREAM	ECRU	BRONZE	GREY	SMOKE
 BATTISCOPA 5,5x60 PZ 7,90    10	<b>UKR01052</b>	<b>UKR01102</b>	<b>UKR01302</b>	<b>UKR01152</b>	<b>UKR01202</b>
 ELEMENTO L MONOL. 15x30x3,5 PZ 14,90    8	-	<b>UKN18101 BOCCIARDATO</b>	-	<b>UKN18151 BOCCIARDATO</b>	-
 GRADONE TOP rett. 32x120x4,5x2 PZ 172,90    1	<b>UKR34052</b>	<b>UKR34102</b>	<b>UKR34302</b>	<b>UKR34152</b>	<b>UKR34202</b>
 ANGOLARE TOP SX 32x120x4,5x2 PZ 198,90    1	<b>UKR34054</b>	<b>UKR34104</b>	<b>UKR34304</b>	<b>UKR34154</b>	<b>UKR34204</b>
 ANGOLARE TOP DX 32x120x4,5x2 PZ 198,90    1	<b>UKR34055</b>	<b>UKR34105</b>	<b>UKR34305</b>	<b>UKR34155</b>	<b>UKR34205</b>
 GRADONE JOLLY 40x120x20 PZ 172,90    1	<b>0004582</b>	<b>0004583</b>	<b>0004584</b>	<b>0004585</b>	<b>0004586</b>



# RE-WORK

GRES PORCELLANATO A MASSA COLORATA FULL BODY COLORED PORCELAIN TILES

SUPERFICI SURFACES : *naturale* - natural, *patinato* - honed, *lines* - structured, *naturale R11* - natural R11



RE-WORK MULTI FOG

# RE - WORK

## MULTI FOG

40x80 rett.	<b>RER51400</b>	F 53,90
20x80 rett.	<b>RER4940B</b>	F 58,90
60x60 rett.	<b>RER01400</b>	F 53,90
60x60 patino rett.	<b>REL01400</b>	F 64,90
30x60 nat.	<b>REN03500</b>	F 38,90


9 mm



## MULTI BEIGE

40x80 rett.	<b>RER51350</b>	F 53,90
20x80 rett.	<b>RER4935B</b>	F 58,90
60x60 rett.	<b>RER01350</b>	F 53,90
60x60 patino rett.	<b>REL01350</b>	F 64,90
30x60 nat.	<b>REN03450</b>	F 38,90

9 mm



# RE - WORK

## MULTI LINES FOG

20x80 rett.	<b>RER4950B</b>	F 58,90
-------------	-----------------	---------




## MULTI LINES BEIGE

20x80 rett.	<b>RER4945B</b>	F 58,90
-------------	-----------------	---------



## MULTI FOG BRICK

30x60 rett.	<b>REN03400</b>	F 40,90
-------------	-----------------	---------



## MULTI BEIGE BRICK

30x60 rett.	<b>REN03350</b>	F 40,90
-------------	-----------------	---------



# RE-WORK

## SINGLE 2 WHITE

40x80 rett.	<b>RER51150</b>	F 53,90
60x60 rett.	<b>RER01150</b>	F 53,90
60x60 patino rett.	<b>REL01150</b>	F 64,90
30x60 rett.	<b>RER03150</b>	F 49,90


9 mm



## SINGLE 2 GREY

40x80 rett.	<b>RER51200</b>	F 53,90
60x60 rett.	<b>RER01200</b>	F 53,90
60x60 patino rett.	<b>REL01200</b>	F 64,90
30x60 rett.	<b>RER03200</b>	F 49,90

9 mm



# RE-WORK

## SINGLE 3 SILVER

40x80 rett.	<b>RER51250</b>	F 53,90
60x60 rett.	<b>RER01250</b>	F 53,90
60x60 patino rett.	<b>REL01250</b>	F 64,90
30x60 rett.	<b>RER03250</b>	F 49,90

9 mm




## SINGLE 3 BLACK


80x80 rett.	<b>RER52300</b>	F 68,90
40x80 rett.	<b>RER51300</b>	F 53,90
60x60 rett.	<b>RER01300</b>	F 53,90
60x60 patino rett.	<b>REL01300</b>	F 64,90
30x60 rett.	<b>RER03300</b>	F 49,90


11 mm


9 mm





# RE-WORK


4x30  4  
**\* FASCIA ARDESIA BRONZO**  
**RER09054** rett. PZ 20,90  
 (Pietra naturale - Natural stone)

1,5x30  4  
**FASCIA VETRO BRONZO**  
**R1R03157** PZ 22,90  
 (Vetro e metalli preziosi - Glass and precious metals)



1,5x60  4  
**MATITA METAL (alluminio - aluminium)**  
**DWR01001** PZ 15,90

1,5x80  3  
**MATITA METAL (alluminio - aluminium)**  
**DKR51051** PZ 19,90

2x80  3  
**LISTELLO FOGLIA ORO (Vetro - Glass)**  
**FSR51160** PZ 39,90

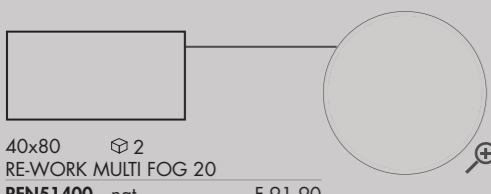

2x80  3  
**LISTELLO FOGLIA ARGENTO (Vetro - Glass)**  
**FSR51210** PZ 39,90


**OUTDOOR** R11  9 mm


**MULTI FOG**  
  
 20x40  15  
**RE-WORK MULTI FOG**  
**REN18400** nat. F 33,90

  
 20x20  30  
**RE-WORK MULTI FOG**  
**REN22400** nat. F 33,90

**OUT.20** R11  20 mm


**MULTI FOG**  
  
 40x80  2  
**RE-WORK MULTI FOG 20**  
**REN51400** nat. F 91,90


4x30  4  
**\* FASCIA ARDESIA GRIGIO**  
**RER09204** rett. PZ 20,90  
 (Pietra naturale - Natural stone)

1,5x30  4  
**FASCIA VETRO PLATINO**  
**R1R03207** PZ 22,90  
 (Vetro e metalli preziosi - Glass and precious metals)

5x40  4  
**\* LISTELLO WOOD**  
**DKR51055** rett. PZ 19,90

Antico legno alpino recuperato da costruzioni dismesse e trattato per l'utilizzo in parete e a pavimento.  
 Ogni pezzo è unico e irripetibile.  
 Antique alpin wood, recovered from discontinued buildings and treated for floor and wall use.  
 Every single piece turns out to be different and unique.

1,5x30  4  
**FASCIA VETRO ORO**  
**R1R03106** PZ 22,90  
 (Vetro e metalli preziosi - Glass and precious metals)

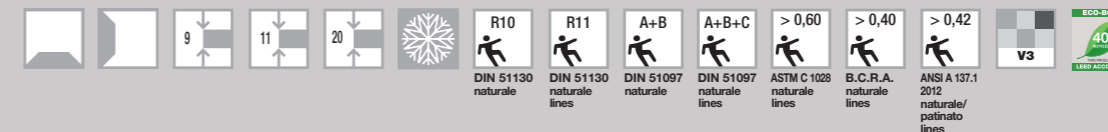
5x30  4  
**\* FASCIA ESSENZE MIX**  
**I9R03053** PZ 21,90  
 (Legno - wood)

\* Art. realizzati con materiali naturali: vedi indicazioni per posa e pulizia a pag. 000 dell' area tecnica.  
 \* Items produced with natural materials: check the technical area at page 000.

# RE-WORK

## GRES PORCELLANATO A MASSA COLORATA FULL BODY COLORED PORCELAIN TILES





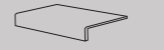

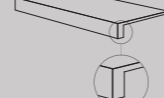





Classificazione secondo norme UNI EN 14411 (ISO 13006) Allegato G-Gruppo B1a  
 Classification in accordance with UNI EN 14411 (ISO 13006) Annex G-Group B1a



## DECORI / DECORATIVE

	MULTI FOG	MULTI BEIGE	SINGLE 2 WHITE	SINGLE 2 GREY	SINGLE 3 SILVER	SINGLE 3 BLACK
 MOS. OPUS MICRO rett. 30x30 BORDI IRREGOLARI - IRREGULAR EDGES T484 PZ 39,90  4	-	-	<b>RER09152</b>	<b>RER09202</b>	<b>RER09252</b>	<b>RER09302</b>
 MOS. OPUS MINI rett. 30x30 BORDI IRREGOLARI - IRREGULAR EDGES T144 F 252,90  4	<b>RER09403</b>	<b>RER09353</b>	-	-	-	-
 MOS. QUADRETTI rett. 30x30 F 101,90  6	-	-	<b>RER09151</b>	<b>RER09201</b>	<b>RER09251</b>	<b>RER09301</b>
 LISTELLATO 3D rett. 20x80 F 199,90  4	-	-	<b>RER49151</b>	<b>RER49201</b>	<b>RER49251</b>	<b>RER49301</b>

## PEZZI SPECIALI / SPECIAL TRIMS

	MULTI FOG	MULTI BEIGE	SINGLE 2 WHITE	SINGLE 2 GREY	SINGLE 3 SILVER	SINGLE 3 BLACK
 BATTISCOPA rett. 6,5x80 PZ 8,90  8	-	-	<b>RER52151</b>	<b>RER52201</b>	<b>RER52251</b>	<b>RER52301</b>
 BATTISCOPA rett. 6,5x60 PZ 7,90  10	<b>RER01401</b>	<b>RER01351</b>	<b>RER01151</b>	<b>RER01201</b>	<b>RER01251</b>	<b>RER01301</b>
 ELEMENTO L MONOL. 15x30x3,5 PZ 14,90  8	<b>REN18401</b> R11	<b>REN18351</b> R11	-	-	-	-
 GRADONE TOP rett. 33x60x4,5x2 PZ 79,90  2	<b>RER03404</b>	<b>RER03354</b>	<b>RER03154</b>	<b>RER03204</b>	<b>RER03254</b>	<b>RER03304</b>
 ANGOLARE TOP SX 33x60x4,5x2 PZ 108,90  1	<b>RER03406</b>	<b>RER03356</b>	<b>RER03156</b>	<b>RER03206</b>	<b>RER03256</b>	<b>RER03306</b>
 ANGOLARE TOP DX 33x60x4,5x2 PZ 108,90  1	<b>RER03405</b>	<b>RER03355</b>	<b>RER03155</b>	<b>RER03205</b>	<b>RER03255</b>	<b>RER03305</b>

Per la serie completa vedi pag. 224  
 For the complete collection see page 224






# FOSSIL

GRES PORCELLANATO PORCELAIN TILES

SUPERFICI SURFACES : *naturale* - natural, *lappato* - honed



FOSSIL BROWN

# FOSSIL

## DELUXE BEIGE

40x80 rett.	<b>FSR5110C</b>	F 58,90
40x80 lappato rett.	<b>FSL5110C</b>	F 67,90
20x80 rett.	<b>FSR4910B</b>	F 67,90
20x80 lappato rett.	<b>FSL4910B</b>	F 76,90

9 mm



## DELUXE BROWN

40x80 rett.	<b>FSR5115C</b>	F 58,90
40x80 lappato rett.	<b>FSL5115C</b>	F 67,90
20x80 rett.	<b>FSR4915B</b>	F 67,90
20x80 lappato rett.	<b>FSL4915B</b>	F 76,90

9 mm



# FOSSIL

## DELUXE BLUE

40x80 rett.	<b>FSR5125C</b>	F 58,90
40x80 lappato rett.	<b>FSL5125C</b>	F 67,90
20x80 rett.	<b>FSR4925B</b>	F 67,90
20x80 lappato rett.	<b>FSL4925B</b>	F 76,90

9 mm



## DELUXE LIGHT GREY

40x80 rett.	<b>FSR5120C</b>	F 58,90
40x80 lappato rett.	<b>FSL5120C</b>	F 67,90
20x80 rett.	<b>FSR4920B</b>	F 67,90
20x80 lappato rett.	<b>FSL4920B</b>	F 76,90

9 mm



# FOSSIL

## STONE CREAM

50x50 nat.	<b>FSN24050</b>	F 38,90
30x60 nat.	<b>FSN03050</b>	F 38,90

9 mm



## STONE BEIGE

50x50 nat.	<b>FSN24100</b>	F 38,90
30x60 nat.	<b>FSN03100</b>	F 38,90

9 mm



# FOSSIL

## STONE BROWN

50x50 nat.	<b>FSN24150</b>	F 38,90
30x60 nat.	<b>FSN03150</b>	F 38,90

9 mm



## STONE BLUE

50x50 nat.	<b>FSN24250</b>	F 38,90
30x60 nat.	<b>FSN03250</b>	F 38,90

9 mm



# FOSSIL

## STONE LIGHT GREY

50x50 nat.	<b>FSN24200</b>	F 38,90
30x60 nat.	<b>FSN03200</b>	F 38,90


9 mm



### COORDINATI DA RIVESTIMENTO / WALL COORDINATED DECORS




30x60 6  
BLEND FOSSIL MIX CREAM  
**FSN03500** F 40,90




33x30x12,5 2  
ANG. INC. BLEND FOSSIL MIX GREY  
**FSN03501A** PZ 32,90




30x60 6  
BLEND FOSSIL MIX GREY  
**FSN03550** F 40,90



33x30x12,5 2  
ANG. INC. BLEND FOSSIL MIX GREY  
**FSN03551A** PZ 32,90




30x30 6  
MOS. QUADRETTI FOSSIL MIX CRE/BE/BR.  
**FSN03061** F 101,90



30x30 6  
MOS. QUADRETTI FOSSIL MIX L. GREY/BLUE  
**FSN03211** F 101,90



30x30 4  
MOS. MINI FOSSIL MIX CRE/BE/BR.  
**FSN03066** PZ 26,90



30x30 4  
MOS. MINI FOSSIL MIX LIGHT GREY/BLUE  
**FSN03216** PZ 26,90

# FOSSIL

## GRES PORCELLANATO PORCELAIN TILES

Classificazione secondo norme UNI EN 14411 (ISO 13006) Allegato G-Gruppo Bla GL  
Classification in accordance with UNI EN 14411 (ISO 13006) Annex G-Group Bla GL



5x33,3 4  
FASCIA ARS HOT  
**FSN03064** PZ 33,90  
(Marmo e metalli preziosi - Marble and precious metals)




5x33,3 4  
FASCIA ARS COLD  
**FSN03214** PZ 33,90  
(Marmo e metalli preziosi - Marble and precious metals)



1,5x30 4  
FASCIA VETRO BRONZO  
**R1R03157** PZ 22,90  
(Vetro e metalli preziosi - Glass and precious metals)




1,5x30 4  
FASCIA VETRO PLATINO  
**R1R03207** PZ 22,90  
(Vetro e metalli preziosi - Glass and precious metals)




1,5x30 4  
FASCIA VETRO ORO  
**R1R03106** PZ 22,90  
(Vetro e metalli preziosi - Glass and precious metals)




1,5x60 4  
MATITTA METAL (alluminio - aluminium)  
**DWR01001** PZ 15,90



1,5x80 3  
MATITTA METAL (alluminio - aluminium)  
**DKR51051** PZ 19,90



2x80 3  
LISTELLO FOGLIA ORO (Vetro - Glass)  
**FSR51160** PZ 39,90



2x80 3  
LISTELLO FOGLIA ARGENTO (Vetro - Glass)  
**FSR51210** PZ 39,90



5x40 4  
\*LISTELLO WOOD  
**DKR51055** rett. PZ 19,90

Antico legno alpino recuperato da costruzioni dismesse e trattato per l'utilizzo in parete e a pavimento.  
Ogni pezzo è unico e irripetibile.  
Antique alpin wood, recovered from discontinued buildings and treated for floor and wall use.  
Every single piece turns out to be different and unique.

\* Art. realizzati con materiali naturali: vedi indicazioni per posa e pulizia a pag. 309 dell' area tecnica.  
\* Items produced with natural materials: check the technical area at page 309.

### DECORI / DECORATIVE

		CREAM	BEIGE	BROWN	BLUE	LIGHT GREY
	MOS. QUADRETTI nat. 30x30 F 101,90  6	<b>FSN03060</b>	<b>FSN03110</b>	<b>FSN03160</b>	<b>FSN03260</b>	<b>FSN03210</b>
	MOS. MURETTO nat. 30x30 F 106,90  6	<b>FSN03065</b>	<b>FSN03115</b>	<b>FSN03165</b>	<b>FSN03265</b>	<b>FSN03215</b>

### PEZZI SPECIALI / SPECIAL TRIMS

		CREAM	BEIGE	BROWN	BLUE	LIGHT GREY
	BATTISCOPA rett. 6,5x80 PZ 8,90  8	-	<b>FSR51101</b>	<b>FSR51151</b>	<b>FSR51251</b>	<b>FSR51201</b>
	BATTISCOPA nat. 8x50 PZ 5,90  12	<b>FSN24051</b>	<b>FSN24101</b>	<b>FSN24151</b>	<b>FSN24251</b>	<b>FSN24201</b>
	GRADINO L rett. 33x40x4 PZ 41,90  1	-	<b>FSR51105</b>	<b>FSR51155</b>	<b>FSR51255</b>	<b>FSR51205</b>

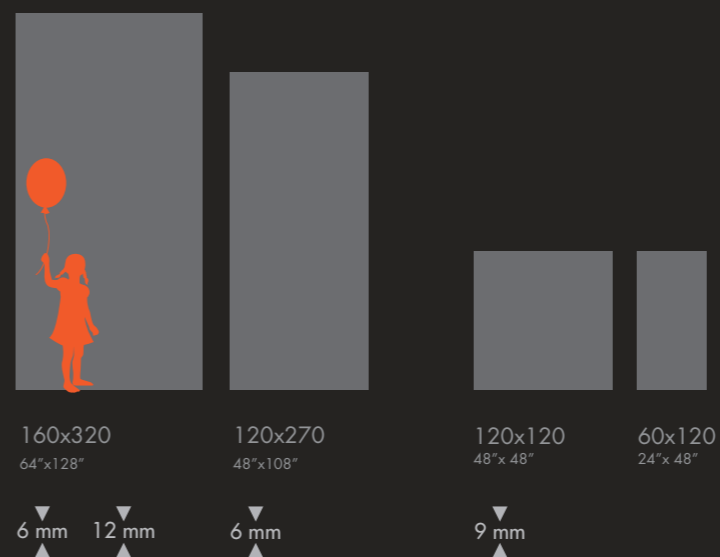


# SENSI UP

**WIDE**  
SUPERSIZE SLABS

LASTRE IN GRES PORCELLANATO A MASSA COLORATA FULL BODY COLORED PORCELAIN SLABS

SUPERFICI SURFACES : *naturale* - natural / *lux+* - lux+



INVISIBLE PEARL



BRECCIA MELANGE



STATUARIO VERSILIA



GRAND ANTIQUE



MARQUINIA SELECT

SENSI UP INVISIBLE PEARL



FLOOR: SENSI UP BRECCIA MELANGE LUX+ 60x120  
table INTERNO 9 RUST



WALL: SENSI UP STATUARIO VERSILIA LUX+ 120x270  
FLOOR: SENSI UP STATUARIO VERSILIA LUX+ 120x120

# SENSI UP

## INVISIBLE PEARL

163,5x323 LUX+ nat.	<b>0003789</b>	F 230,90
163,5x323 nat.	<b>0003777</b>	F 200,90
* 160x320 rett.	<b>0003847</b>	F 168,90
* 160x320 LUX+ rett.	<b>0004177</b>	F 220,90
* 120x270 LUX+ rett.	<b>0004189</b>	F 168,90
120x120 LUX+ rett.	<b>0004199</b>	F 138,90
60x120 LUX+ rett.	<b>0004204</b>	F 88,90

12 mm

6 mm

9 mm



## BRECCIA MELANGE

* 160x320 LUX+ rett.	<b>0003509</b>	F 220,90
* 120x270 LUX+ rett.	<b>0004191</b>	F 168,90
120x120 LUX+ rett.	<b>0003519</b>	F 138,90
60x120 LUX+ rett.	<b>0003521</b>	F 88,90

6 mm

9 mm



\* Fino ad esaurimento scorte l' art. verrà consegnato a spessore 7 mm. The item will be delivered 7 mm thick until stocks are exhausted.

# SENSI UP

## STATUARIO VERSILIA

163,5x323 LUX+ nat. SLAB A	<b>0003786</b>	F 230,90
163,5x323 LUX+ nat. SLAB B	<b>0003861</b>	F 230,90
163,5x323 nat. SLAB A	<b>0003774</b>	F 200,90
163,5x323 nat. SLAB B	<b>0003864</b>	F 200,90
* 160x320 rett.	<b>0003846</b>	F 168,90
* 160x320 LUX+ rett.	<b>0004176</b>	F 220,90
* 120x270 LUX+ rett.	<b>0004188</b>	F 168,90
120x120 LUX+ rett.	<b>0004198</b>	F 138,90
60x120 LUX+ rett.	<b>0004203</b>	F 88,90

12 mm

6 mm

9 mm

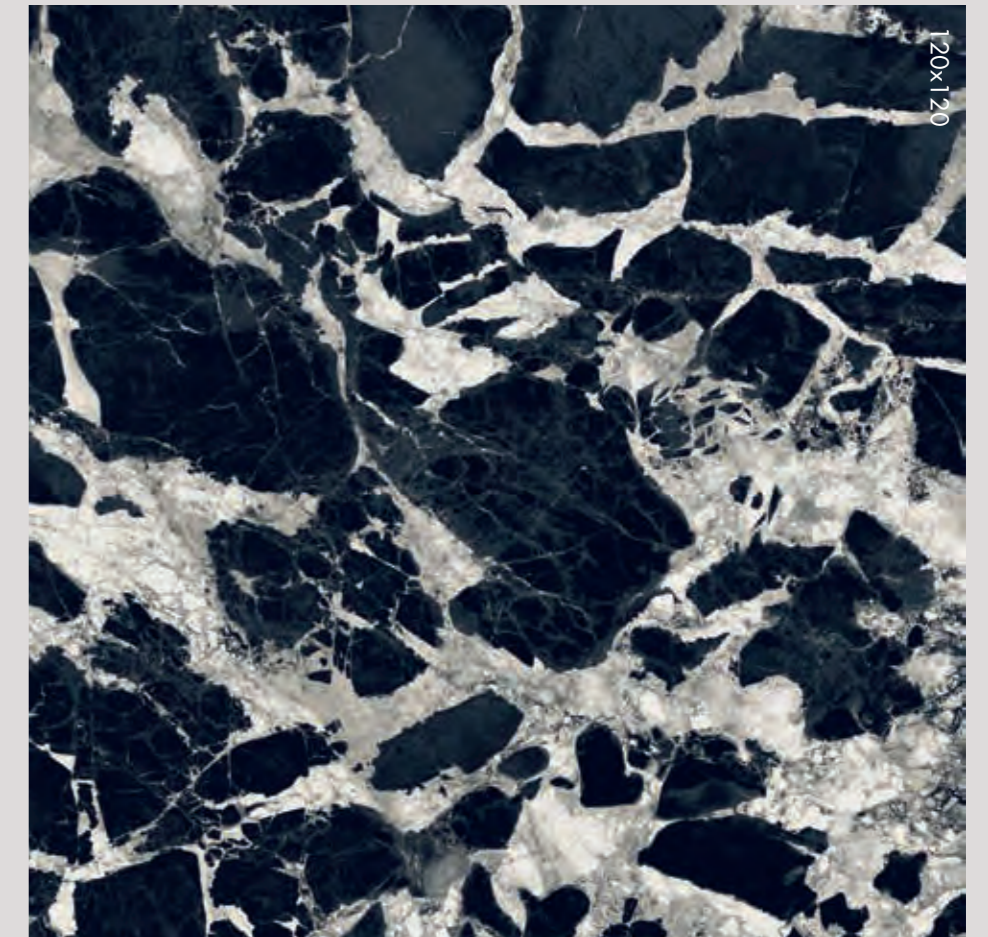


## GRAND ANTIQUE

* 160x320 LUX+ rett.	<b>0002538</b>	F 220,90
** 120x270 LUX+ rett.	<b>0005029</b>	F 168,90
120x120 LUX+ rett.	<b>0002562</b>	F 138,90
60x120 LUX+ rett.	<b>0002564</b>	F 88,90

6 mm

9 mm




\*\* Fino ad esaurimento scorte l' art. verrà consegnato nel formato 120x240 spessore 7 mm. The item will be delivered 7 mm thick in 120x240 size until stocks are exhausted.

# SENSI UP

## MARQUINIA SELECT

163,5x323 LUX+ nat. SLAB A	0003788	F 230,90
163,5x323 LUX+ nat. SLAB B	0003863	F 230,90
163,5x323 nat. SLAB A	0003776	F 200,90
163,5x323 nat. SLAB B	0003866	F 200,90

▼  
12 mm  
▲



* 160x320 rett.	0003848	F 168,90
* 160x320 LUX+ rett.	0004178	F 220,90
* 120x270 LUX+ rett.	0004190	F 168,90

▼  
6 mm  
▲

120x120 LUX+ rett.	0004200	F 138,90
60x120 LUX+ rett.	0004205	F 88,90

▼  
9 mm  
▲

\* Fino ad esaurimento scorte l'art. verrà consegnato a spessore 7 mm. The item will be delivered 7 mm thick until stocks are exhausted.

## INTARSIA

120x120 LUX+ rett.	0004208	F 156,90
60x120 LUX+ rett.	0004209	F 102,90

▼  
9 mm  
▲





# SENSI UP

## LASTRE IN GRES PORCELLANATO A MASSA COLORATA FULL BODY COLORED PORCELAIN SLABS

Classificazione secondo norme UNI EN 14411 (ISO 13006) Allegato G-Gruppo B1a  
Classification in accordance with UNI EN 14411 (ISO 13006) Annex G-Group B1a



\* Fino ad esaurimento scorte l'art. verrà consegnato a spessore 7 mm. The item will be delivered 7 mm thick until stocks are exhausted.

PEZZI SPECIALI / SPECIAL TRIMS		9 mm				
		INVISIBLE PEARL	BRECCIA MELANGE	STATUARIO VERSILIA	GRAND ANTIQUE	MARQUINIA SELECT
	TRAPEZIO LUX+ 60x30x30 rett. F 239,90 ☉ 4 = 0,46 MQ	-	-	-	* 0002952	-
	ROMBO 30 LUX+ 30x30 rett. F 239,90 ☉ 7 = 0,54 MQ	-	-	-	* 0002953	-
	BATTISCOPA LUX+ rett. 5,5x120 PZ 12,90 ☉ 6	0004910	0004912	0004909	* 0002566	0004911
	GRAD. TOP LUX+ rett. 32x120x4,5x2 PZ 182,90 ☉ 1	0004915	0004917	0004914	* 0002568	0004916
	ANG. TOP SX LUX+ rett. 32x120x4,5x2 PZ 208,90 ☉ 1	0004920	0004922	0004919	* 0002570	0004921
	ANG. TOP DX LUX+ rett. 32x120x4,5x2 PZ 208,90 ☉ 1	0004925	0004927	0004924	* 0002572	0004926
	GRADONE JOLLY LUX+ rett. 40x120x20 PZ 182,90 ☉ 1	0004930	0004932	0004929	* 0004559	0004931

# SENSI UP LUX+

In genere, la quasi totalità dei manufatti ceramici presenta una superficie compatta facilmente pulibile, in quanto non vi sono punti dove lo sporco può attaccarsi o incastrarsi. Quando la superficie è lavorata, la situazione cambia e spesso si ha una diminuzione drastica della pulibilità accompagnata da un'elevata sensibilità all'attacco acido. Questo fenomeno, tanto più evidente quanto più è chiara la piastrella, è dovuto in gran parte all'emergere di microporosità in cui lo sporco solido, o comunque non solubile in acqua o nei detersivi, si incastra ingrigendo progressivamente la superficie. ABK con LUX+ introduce un nuovo concetto di finitura superficiale ceramica con cui, tramite un connubio di tecniche applicative e appositi utensili da lavorazione, si può ottenere la completa saturazione della porosità.

In general, the majority of the ceramic tiles presents a compact surface easy to clean, as there are no areas where dirt can attach or get stuck. When the surface is polished, the situation changes and often there is a drastic reduction of the cleanability accompanied by a high sensitivity to acid attack. This phenomenon, the more evident the more it is clear the tile, is due in large part to the appearance of microporosity in which solid dirt, or not soluble in water or in detergents dirt, get stuck and progressively turns the tile surface into gray. ABK introduces LUX+, a new concept of ceramic surface finish with which, through a combination of peculiar application techniques and special polishing tools, you can get the complete saturation of the porosity.

**LUX+**  
EXTRA GLOSSY  
EXTRA RESISTANT



PIÙ LUCIDA

La finitura LUX+ è in grado di aumentare il livello di lucentezza della superficie oltre i 100 punti di gloss.

MORE GLOSSY

The finishing LUX+ is able to increase the level of surface glossiness of more than 100 gloss points.



PIÙ RESISTENTE

La finitura LUX+ aumenta la resistenza della superficie alle macchie. Questa è da intendersi sia come ripulibilità della superficie da pedate e macchie di vario genere, sia come resistenza all'attacco acido e all'usura determinata dal calpestio nel tempo.

MORE RESISTANT

The LUX+ finishing increases the surface stains resistant. This is to be understood both as cleanability of the surface to treads and stains of various kinds, both as acid and wear resistance determined by the traffic over the time.

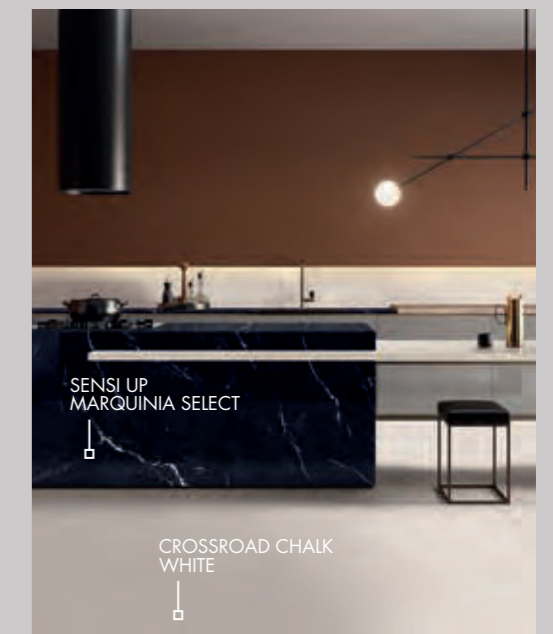

# SENSI UP

## THE PERFECT COMBO

DALLA CONSULTAZIONE DELLA MATERIOTECA ABK, NASCE LA NUOVA SEZIONE DEDICATA AGLI ABBINAMENTI CHE VALORIZZANO LE SUPERFICI DELLE PRINCIPALI COLLEZIONI.

THE NEW SECTION EXPLORES THE DIFFERENT WAYS IN WHICH ABK MATERIALS CAN BE COORDINATED TO ENHANCE THE SURFACES OF THE MAIN COLLECTIONS.

	GHOST	LAB325	INTERNO 9	NATIVE	CROSSROAD WOOD	CROSSROAD CHALK
	INVISIBLE PEARL	GREY	TAUPE	SILVER	FOG	GREY
	BRECCIA MELANGE	TAUPE	PEPPER	RUST	RED	TAN
	STATUARIO VERSILIA	GREY	ASH	DARK	EBONY	GREY
	GRAND ANTIQUE	SAGE	ASH	PEARL	ASH	COAL
	MARQUINIA SELECT	ROPE	PEARL	PEARL	RED	AMBER
						WHITE





# SENSI

**WIDE**  
SUPERSIZE SLABS

LASTRE IN GRES PORCELLANATO A MASSA COLORATA FULL BODY COLORED PORCELAIN SLABS

SUPERFICI SURFACES : lux+ - polished / naturale - natural



160x320  
64"x128"

6 mm 12 mm



120x240  
48"x96"

7 mm



120x120  
48"x 48"



60x120  
24"x 48"




80x160  
32"x 64"

9 mm



80x80  
32"x 32"



STATUARIO  
APUANO



ONICE  
BEIGE



PIETRA  
GREY




STATUARIO  
ULTRA



ARABESQUE  
SILVER



CALACATTA  
GOLD



SAHARA  
CREAM

SENSI CALACATTA GOLD



# SENSI

## STATUARIO APUANO

\* 160x320 LUX+ rett. **0002481** F 220,90

\* 160x320 rett. **0002756** F 168,90

120x240 LUX+ rett. **0002497** F 168,90

120x120 LUX+ rett. **0002510** F 138,90

60x120 LUX+ rett. **0002513** F 88,90

6 mm

7 mm




## ENDLESS MATCH

120x240 LUX+ rett. SLAB A **0002556** F 168,90

120x240 LUX+ rett. SLAB B **0002557** F 168,90

120x240 LUX+ rett. SLAB C **0002558** F 168,90

7 mm



SLAB A

SLAB B

SLAB C

Ripresa grafica tra le diverse lastre contenuta entro una tolleranza di 3 cm.

Graphic clearance among the different slabs ranging within 3 cm.

# SENSI

## ONICE BEIGE

\* 160x320 LUX+ rett. **0000372** F 220,90

120x240 LUX+ rett. **0000384** F 168,90

120x120 LUX+ rett. **0000390** F 138,90

60x120 LUX+ rett. **0000742** F 88,90

6 mm

7 mm



## BOOK MATCH

120x240 SLAB A LUX+ rett. **0001647** F 168,90

120x240 SLAB B LUX+ rett. **0001648** F 168,90

7 mm



SLAB A

SLAB B

Ripresa grafica tra le diverse lastre contenuta entro una tolleranza di 3 cm.

Graphic clearance among the different slabs ranging within 3 cm.

\* Fino ad esaurimento scorte l' art. verrà consegnato a spessore 7 mm. The item will be delivered 7 mm thick until stocks are exhausted.

# SENSI

## PIETRA GREY

* 160x320 LUX+ rett.	<b>0000370</b>	F 220,90
----------------------	----------------	----------

* 160x320 rett.	<b>0002754</b>	F 168,90
-----------------	----------------	----------

120x240 LUX+ rett.	<b>0000382</b>	F 168,90
--------------------	----------------	----------

120x120 LUX+ rett.	<b>0000388</b>	F 138,90
--------------------	----------------	----------

* 80x160 rett.	<b>0000734</b>	F 102,90
----------------	----------------	----------


* 80x80 LUX+ rett.	<b>0000741</b>	F 88,90
--------------------	----------------	---------

* 80x80 rett.	<b>0000738</b>	F 68,90
---------------	----------------	---------

▼  
6 mm  
▲

▼  
7 mm  
▲

▼  
9 mm  
▲



## STATUARIO ULTRA

* 160x320 LUX+ rett.	<b>0000371</b>	F 220,90
----------------------	----------------	----------

120x240 LUX+ rett.	<b>0000383</b>	F 168,90
--------------------	----------------	----------

120x120 LUX+ rett.	<b>0000389</b>	F 138,90
--------------------	----------------	----------

* 80x160 rett.	<b>0000735</b>	F 102,90
----------------	----------------	----------

* 80x80 LUX+ rett.	<b>0000718</b>	F 88,90
--------------------	----------------	---------

* 80x80 rett.	<b>0000739</b>	F 68,90
---------------	----------------	---------

▼  
6 mm  
▲

▼  
7 mm  
▲

▼  
9 mm  
▲



# SENSI

## CALACATTA GOLD

163,5x323 LUX+ nat. SLAB A	<b>0003787</b>	F 230,90
----------------------------	----------------	----------

163,5x323 LUX+ nat. SLAB B	<b>0003862</b>	F 230,90
----------------------------	----------------	----------

163,5x323 nat. SLAB A	<b>0003775</b>	F 200,90
-----------------------	----------------	----------

163,5x323 nat. SLAB B	<b>0003865</b>	F 200,90
-----------------------	----------------	----------

* 160x320 LUX+ rett.	<b>0000367</b>	F 220,90
----------------------	----------------	----------

* 160x320 rett.	<b>0002751</b>	F 168,90
-----------------	----------------	----------

120x240 LUX+ rett.	<b>0000379</b>	F 168,90
--------------------	----------------	----------

120x120 LUX+ rett.	<b>0000385</b>	F 138,90
--------------------	----------------	----------

* 80x160 rett.	<b>0000732</b>	F 102,90
----------------	----------------	----------

* 80x80 LUX+ rett.	<b>0000717</b>	F 88,90
--------------------	----------------	---------

* 80x80 rett.	<b>0000736</b>	F 68,90
---------------	----------------	---------

▼  
12 mm  
▲

▼  
6 mm  
▲

▼  
7 mm  
▲

▼  
9 mm  
▲



## SAHARA CREAM

* 160x320 LUX+ rett.	<b>0000368</b>	F 220,90
----------------------	----------------	----------

120x240 LUX+ rett.	<b>0000380</b>	F 168,90
--------------------	----------------	----------

120x120 LUX+ rett.	<b>0000386</b>	F 138,90
--------------------	----------------	----------

* 80x160 rett.	<b>0000733</b>	F 102,90
----------------	----------------	----------

* 80x80 LUX+ rett.	<b>0000740</b>	F 88,90
--------------------	----------------	---------

* 80x80 rett.	<b>0000737</b>	F 68,90
---------------	----------------	---------

▼  
6 mm  
▲

▼  
7 mm  
▲

▼  
9 mm  
▲



\* Fino ad esaurimento scorte l' art. verrà consegnato a spessore 7 mm. The item will be delivered 7 mm thick until stocks are exhausted.

# SENSI

## ARABESQUE SILVER

\* 160x320 LUX+ rett. **0000369** F 220,90

120x240 LUX+ rett. **0000381** F 168,90

120x120 LUX+ rett. **0000387** F 138,90

▼  
6 mm  
▲

▼  
7 mm  
▲



\* Fino ad esaurimento scorte l' art. verrà consegnato a spessore 7 mm. The item will be delivered 7 mm thick until stocks are exhausted.

# SENSI LUX+

In genere, la quasi totalità dei manufatti ceramici presenta una superficie compatta facilmente pulibile, in quanto non vi sono punti dove lo sporco può attaccarsi o incastrarsi. Quando la superficie è lavorata, la situazione cambia e spesso si ha una diminuzione drastica della pulibilità accompagnata da un'elevata sensibilità all'attacco acido. Questo fenomeno, tanto più evidente quanto più è chiara la piastrella, è dovuto in gran parte all'emergere di microporosità in cui lo sporco solido, o comunque non solubile in acqua o nei detergenti, si incastra ingrigendo progressivamente la superficie. ABK con LUX+ introduce un nuovo concetto di finitura superficiale ceramica con cui, tramite un connubio di tecniche applicative e appositi utensili da lavorazione, si può ottenere la completa saturazione della porosità.

In general, the majority of the ceramic tiles presents a compact surface easy to clean, as there are no areas where dirt can attach or get stuck. When the surface is polished, the situation changes and often there is a drastic reduction of the cleanability accompanied by a high sensitivity to acid attack. This phenomenon, the more evident the more it is clear the tile, is due in large part to the appearance of microporosity in which solid dirt, or not soluble in water or in detergents dirt, get stuck and progressively turns the tile surface into gray. ABK introduces LUX+, a new concept of ceramic surface finish with which, through a combination of peculiar application techniques and special polishing tools, you can get the complete saturation of the porosity.

**LUX+**  
EXTRA GLOSSY  
EXTRA RESISTANT



### PIÙ LUCIDA

La finitura LUX+ è in grado di aumentare il livello di lucentezza della superficie oltre i 100 punti di gloss.

### MORE GLOSSY

The finishing LUX+ is able to increase the level of surface glossiness of more than 100 gloss points.



### PIÙ RESISTENTE

La finitura LUX+ aumenta la resistenza della superficie alle macchie. Questa è da intendersi sia come ripulibilità della superficie da pedate e macchie di vario genere, sia come resistenza all'attacco acido e all'usura determinata dal calpestio nel tempo.

### MORE RESISTANT

The LUX+ finishing increases the surface stains resistant. This is to be understood both as cleanability of the surface to treads and stains of various kinds, both as acid and wear resistance determined by the traffic over the time.

# SENSI

## LASTRE IN GRES PORCELLANATO PORCELAIN SLABS

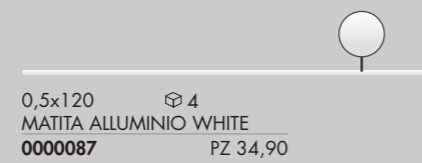
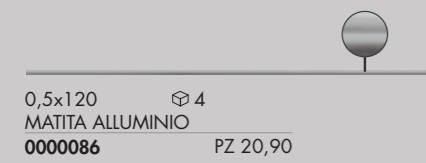
Classificazione secondo norme UNI EN 14411 (ISO 13006) Allegato G-Gruppo Bla  
Classification in accordance with UNI EN 14411 (ISO 13006) Annex G-Group Bla



DECORI / DECORATIVE								
	TRAPEZIO LUX+ 60x30x30 rett. F 239,90 ⊕ 4 = 0,46 MQ	<b>0002574</b>	<b>0000896</b>	<b>0000894</b>	<b>0000895</b>	<b>0000893</b>	<b>0000891</b>	<b>0000892</b>
	ROMBO 30 LUX+ 30x30 rett. F 239,90 ⊕ 7 = 0,54 MQ	<b>0002576</b>	<b>0000902</b>	<b>0000900</b>	<b>0000901</b>	<b>0000899</b>	<b>0000897</b>	<b>0000898</b>
	MOS. ENIGMA LUX+ rett. 30x34 F 319,90 ⊕ 5	-	<b>0000908</b>	<b>0000906</b>	<b>0000907</b>	<b>0000905</b>	<b>0000903</b>	<b>0000904</b>

## PEZZI SPECIALI / SPECIAL TRIMS

	BATTISCOPA LUX+ rett. 5,5x120 PZ 12,90 ⊕ 6	<b>0002518</b>	<b>0000872</b>	<b>0000870</b>	<b>0000871</b>	<b>0000869</b>	<b>0000867</b>	<b>0000868</b>
	GRAD. TOP LUX+ rett. 32x120x4,5x1,5 PZ 182,90 ⊕ 1	<b>0002521</b>	<b>0000878</b>	<b>0000876</b>	<b>0000877</b>	<b>0000875</b>	<b>0000873</b>	<b>0000874</b>
	ANG. TOP SX LUX+ rett. 32x120x4,5x1,5 PZ 208,90 ⊕ 1	<b>0002524</b>	<b>0000884</b>	<b>0000882</b>	<b>0000883</b>	<b>0000881</b>	<b>0000879</b>	<b>0000880</b>
	ANG. TOP DX LUX+ rett. 32x120x4,5x1,5 PZ 208,90 ⊕ 1	<b>0002527</b>	<b>0000890</b>	<b>0000888</b>	<b>0000889</b>	<b>0000887</b>	<b>0000885</b>	<b>0000886</b>
	GRADONE JOLLY LUX+ 40x120x20 PZ 182,90 ⊕ 1	<b>0004555</b>	<b>0004559</b>	<b>0004558</b>	<b>0004550</b>	<b>0004557</b>	<b>0004549</b>	<b>0004556</b>



Articoli realizzati in alluminio per l'uso a parete, adatti a raccordare piastrelle di diverso spessore (9 mm / 7 mm).  
Aluminium strip for use between wall tiles of different thicknesses (9 mm / 7 mm).



Floor TRAPEZIO STATUARIO ULTRA LUX\* - TRAPEZIO CROSSROAD WOOD GREY - GRADONE TOP STATUARIO ULTRA LUX\*

## TRAPEZIO / ROMBO SCHEMI DI POSA - INSTALLATION PATTERNS















































<p><b>01 / MONOCOLORE</b></p> <p>TRAPEZIO col.1 ■ 75 % ROMBO col.2 ■ 25 %</p>	<p><b>01.1 / 2 COLORI</b></p> <p>TRAPEZIO col.1 ■ 75 % ROMBO col.2 ■ 25 %</p>	<p><b>01.2 / 3 COLORI</b></p> <p>TRAPEZIO col.1 ■ 37,5 % ROMBO col.2 ■ 25 % TRAPEZIO col.3 ■ 37,5 %</p>	<p><b>01.3 / 3 COLORI</b></p> <p>TRAPEZIO col.1 ■ 37,5 % ROMBO col.2 ■ 25 % TRAPEZIO col.3 ■ 37,5 %</p>	<p><b>02 / MONOCOLORE</b></p> <p>TRAPEZIO col.1 ■ 100 %</p>	<p><b>02.1 / 2 COLORI</b></p> <p>TRAPEZIO col.1 ■ 50 % TRAPEZIO col.2 ■ 50 %</p>
<p><b>03 / MONOCOLORE</b></p> <p>TRAPEZIO col.1 ■ 100 %</p>	<p><b>03.1 / 3 COLORI</b></p> <p>TRAPEZIO col.1 ■ 33,3 % TRAPEZIO col.2 ■ 33,3 % TRAPEZIO col.3 ■ 33,3 %</p>	<p><b>03.2 / 3 COLORI</b></p> <p>TRAPEZIO col.1 ■ 33,3 % TRAPEZIO col.2 ■ 33,3 % TRAPEZIO col.3 ■ 33,3 %</p>	<p><b>04 / MONOCOLORE</b></p> <p>TRAPEZIO col.1 ■ 100 %</p>	<p><b>04.1 / 2 COLORI</b></p> <p>TRAPEZIO col.1 ■ 25 % TRAPEZIO col.2 ■ 75 %</p>	<p><b>04.2 / 3 COLORI</b></p> <p>TRAPEZIO col.1 ■ 37,5 % TRAPEZIO col.2 ■ 25 % TRAPEZIO col.3 ■ 37,5 %</p>
<p><b>05 / 2 COLORI</b></p> <p>TRAPEZIO col.1 ■ 50 % TRAPEZIO col.2 ■ 50 %</p>	<p><b>05.1 / 3 COLORI</b></p> <p>TRAPEZIO col.1 ■ 33,3 % TRAPEZIO col.2 ■ 66,7 % TRAPEZIO col.3 ■ 33,3 %</p>				
<p><b>06 / MONOCOLORE</b></p> <p>TRAPEZIO col.1 ■ 100 %</p>	<p><b>06.1 / 2 COLORI</b></p> <p>TRAPEZIO col.1 ■ 50 % TRAPEZIO col.2 ■ 50 %</p>	<p><b>06.2 / 3 COLORI</b></p> <p>TRAPEZIO col.1 ■ 33,3 % TRAPEZIO col.2 ■ 33,3 % TRAPEZIO col.3 ■ 33,3 %</p>	<p><b>07 / MONOCOLORE</b></p> <p>ROMBO col.1 ■ 100 %</p>	<p><b>07.1 / 3 COLORI</b></p> <p>ROMBO col.1 ■ 33,3 % ROMBO col.2 ■ 33,3 % ROMBO col.3 ■ 33,3 %</p>	<p><b>07.2 / 3 COLORI</b></p> <p>ROMBO col.1 ■ 33,3 % ROMBO col.2 ■ 33,3 % ROMBO col.3 ■ 33,3 %</p>
<p><b>08 / MONOCOLORE</b></p> <p>ROMBO col.1 ■ 100 %</p>	<p><b>08.1 / 2 COLORI</b></p> <p>ROMBO col.1 ■ 50 % ROMBO col.2 ■ 50 %</p>	<p><b>08.2 / 2 COLORI</b></p> <p>ROMBO col.1 ■ 50 % ROMBO col.2 ■ 50 %</p>	<p><b>09 / MONOCOLORE</b></p> <p>ROMBO col.1 ■ 100 %</p>	<p><b>09.1 / 2 COLORI</b></p> <p>ROMBO col.1 ■ 50 % ROMBO col.2 ■ 50 %</p>	

# SENSI

## THE PERFECT COMBO

DALLA CONSULTAZIONE DELLA MATERIOTECA ABK, NASCE LA NUOVA SEZIONE DEDICATA AGLI ABBINAMENTI CHE VALORIZZANO LE SUPERFICI DELLE PRINCIPALI COLLEZIONI.

THE NEW SECTION EXPLORES THE DIFFERENT WAYS IN WHICH ABK MATERIALS CAN BE COORDINATED TO ENHANCE THE SURFACES OF THE MAIN COLLECTIONS.

	LAB325	CROSSROAD CHALK	INTERNO 9	GENT	ALPES	CROSSROAD WOOD
 STATUARIO APUANO	 ASH	 GREY	 SILVER	 ASH	 LEAD	 GREY
 ONICE BEIGE	 TAUPE	 SAND	 DARK	 ROPE	 SAND	 WHITE
 CALACATTA GOLD	 TAUPE	 SAND	 RUST	 DARK	 SAND	 SAND
 SAHARA CREAM	 TAUPE	 COAL	 RUST			 COAL
 ARABESQUE SILVER	 PEARL	 WHITE	 DARK	 IVORY	 AMBER	
 STATUARIO ULTRA	 PEPPER	 SMOKE	 SILVER	 BLUE	 LEAD	 GREY
 PIETRA GREY	 PEPPER	 GREY	 PEARL	 ASH	 GREY	 AMBER

# SENSI










# SENSI

GRES PORCELLANATO A MASSA COLORATA FULL BODY COLORED PORCELAIN TILES


SUPERFICI SURFACES : lux+ - polished, sablè - natural



CALACATTA  
SELECT



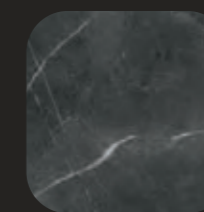
SAHARA  
CREAM



ARABESQUE  
SILVER



STATUARIO  
WHITE



PIETRA  
GREY



STATUARIO WHITE SABLÈ 60x120

# SENSI

## CALACATTA SELECT LUX+

60x120 LUX+ rett.	<b>1SL34050</b>	F 88,90
30x120 LUX+ rett.	<b>1SL57050</b>	F 88,90
60x60 LUX+ rett.	<b>1SL01050</b>	F 75,90
30x60 LUX+ rett.	<b>1SL03050</b>	F 69,90
10x30 LUX+ rett.	<b>1SL11050</b>	F 88,90

## CALACATTA SELECT SABLÈ

60x120 SABLÈ rett.	<b>1SR34550</b>	F 68,90
30x120 SABLÈ rett.	<b>1SR57550</b>	F 68,90
60x60 SABLÈ rett.	<b>1SR01550</b>	F 53,90
30x60 SABLÈ rett.	<b>1SR03550</b>	F 49,90

## SAHARA CREAM LUX+

60x120 LUX+ rett.	<b>1SL34100</b>	F 88,90
30x120 LUX+ rett.	<b>1SL57100</b>	F 88,90
60x60 LUX+ rett.	<b>1SL01100</b>	F 75,90
30x60 LUX+ rett.	<b>1SL03100</b>	F 69,90
10x30 LUX+ rett.	<b>1SL11100</b>	F 88,90

## SAHARA CREAM SABLÈ

60x120 SABLÈ rett.	<b>1SR34600</b>	F 68,90
30x120 SABLÈ rett.	<b>1SR57600</b>	F 68,90
60x60 SABLÈ rett.	<b>1SR01600</b>	F 53,90
30x60 SABLÈ rett.	<b>1SR03600</b>	F 49,90

9 mm



60x120

9 mm



60x120

# SENSI

## STATUARIO WHITE LUX+

60x120 LUX+ rett.	<b>1SL34250</b>	F 88,90
30x120 LUX+ rett.	<b>1SL57250</b>	F 88,90
60x60 LUX+ rett.	<b>1SL01250</b>	F 75,90
30x60 LUX+ rett.	<b>1SL03250</b>	F 69,90
10x30 LUX+ rett.	<b>1SL11250</b>	F 88,90

## STATUARIO WHITE SABLÈ

60x120 SABLÈ rett.	<b>1SR34750</b>	F 68,90
30x120 SABLÈ rett.	<b>1SR57750</b>	F 68,90
60x60 SABLÈ rett.	<b>1SR01750</b>	F 53,90
30x60 SABLÈ rett.	<b>1SR03750</b>	F 49,90

9 mm




## PIETRA GREY LUX+

60x120 LUX+ rett.	<b>1SL34200</b>	F 88,90
30x120 LUX+ rett.	<b>1SL57200</b>	F 88,90
60x60 LUX+ rett.	<b>1SL01200</b>	F 75,90
30x60 LUX+ rett.	<b>1SL03200</b>	F 69,90
10x30 LUX+ rett.	<b>1SL11200</b>	F 88,90

## PIETRA GREY SABLÈ

60x120 SABLÈ rett.	<b>1SR34700</b>	F 68,90
30x120 SABLÈ rett.	<b>1SR57700</b>	F 68,90
60x60 SABLÈ rett.	<b>1SR01700</b>	F 53,90
30x60 SABLÈ rett.	<b>1SR03700</b>	F 49,90

9 mm



# SENSI

## ARABESQUE SILVER LUX+

60x120 LUX+ rett.	<b>1SL34150</b>	F 88,90
30x120 LUX+ rett.	<b>1SL57150</b>	F 88,90
60x60 LUX+ rett.	<b>1SL01150</b>	F 75,90
30x60 LUX+ rett.	<b>1SL03150</b>	F 69,90
10x30 LUX+ rett.	<b>1SL11150</b>	F 88,90

## ARABESQUE SILVER SABLÈ

60x120 SABLÈ rett.	<b>1SR34650</b>	F 68,90
30x120 SABLÈ rett.	<b>1SR57650</b>	F 68,90
60x60 SABLÈ rett.	<b>1SR01650</b>	F 53,90
30x60 SABLÈ rett.	<b>1SR03650</b>	F 49,90

9 mm



# SENSI


## SENSI LUX+



7x60 4  
LST. CHAINS ORO CALACATTA SEL.  
**1SL03051** lux+ PZ 36,90  
(Metallo prezioso: Oro - Precious metal: Gold)




7x60 4  
LST. CHAINS ORO PIETRA GREY  
**1SL03201** lux+ PZ 36,90  
(Metallo prezioso: Oro - Precious metal: Gold)



30x30 4  
MOS. DEKOR COLD  
**1SL09251** lux+ PZ 35,90

## SENSI SABLÈ



30x120 4  
\*\*FEEL CALACATTA SELECT  
**1SR57570** sablè rett. F 81,90



30x120 4  
\*\*FEEL SAHARA CREAM  
**1SR57620** sablè rett. F 81,90



30x120 4  
\*\*FEEL STATUARIO WHITE  
**1SR57770** sablè rett. F 81,90

\*\* La non perfetta continuità di linee, rilievi o motivi grafici tra piastrelle adiacenti è naturale conseguenza del processo produttivo, pertanto non costituisce un vizio del prodotto.

\*\* Any variations in graphic designs or textures between adjacent tiles are a natural consequence of the manufacturing process and donot constitute a product defect.




0,5x120 4  
MATITA ALLUMINIO  
**0000086** PZ 20,90



0,5x120 4  
MATITA ALLUMINIO WHITE  
**0000087** PZ 34,90



0,5x120 4  
MATITA ALLUMINIO BLACK  
**0000088** PZ 34,90



0,5x120 4  
MATITA ALLUMINIO RAME  
**0000556** PZ 34,90



0,5x120 4  
MATITA ALLUMINIO BRONZO  
**0000557** PZ 34,90

Articoli realizzati in alluminio per l'uso a parete, adatti a raccordare piastrelle di diverso spessore (9 mm / 7 mm).  
Aluminium strip for use between wall tiles of different thicknesses (9 mm / 7 mm).



5x30 4  
\*FASCIA ESSENZE MIX  
**1R03053** PZ 21,90  
(Legno - Wood)




4x30 4  
\*FASCIA ARDESIA BRONZO  
**RER09054** rett. PZ 20,90  
(Pietra naturale - Natural stone)



4x30 4  
\*FASCIA ARDESIA GRIGIO  
**RER09204** rett. PZ 20,90  
(Pietra naturale - Natural stone)



1,5x30 4  
FASCIA VETRO BRONZO  
**R1R03157** PZ 22,90  
(Vetro e metalli preziosi - Glass and precious metals)



1,5x30 4  
FASCIA VETRO PLATINO  
**R1R03207** PZ 22,90  
(Vetro e metalli preziosi - Glass and precious metals)



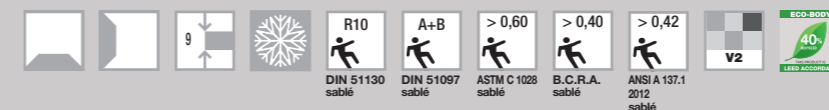
1,5x30 4  
FASCIA VETRO ORO  
**R1R03106** PZ 22,90  
(Vetro e metalli preziosi - Glass and precious metals)

\* Art. realizzati con materiali natural  
\* Items produced with natural materials

# SENSI

## GRES PORCELLANATO A MASSA COLORATA FULL BODY COLORED PORCELAIN TILES

Classificazione secondo norme UNI EN 14411 (ISO 13006) Allegato G-Gruppo Bla  
Classification in accordance with UNI EN 14411 (ISO 13006) Annex G-Group Bla



DECORI LUX+ / DECORATIVE LUX+	CALACATTA SELECT	SAHARA CREAM	STATUARIO WHITE	PIETRA GREY	ARABESQUE SILVER
MOS. ART lux+ 30x30 F 252,90  4	<b>1SL09053</b>	<b>1SL09103</b>	<b>1SL09253</b>	<b>1SL09203</b>	<b>1SL09153</b>

DECORI SABLÈ / DECORATIVE SABLÈ	CALACATTA SELECT	SAHARA CREAM	STATUARIO WHITE	PIETRA GREY	ARABESQUE SILVER
MOS. QUADRETTI sablè 30x30 F 101,90  6	<b>1SR09551</b>	<b>1SR09601</b>	<b>1SR09751</b>	<b>1SR09701</b>	<b>1SR09651</b>
MOS. CHEVRON sablè 30x30 F 119,90  4	<b>1SR09552</b>	<b>1SR09602</b>	<b>1SR09752</b>	<b>1SR09702</b>	<b>1SR09652</b>

PEZZI SPECIALI / SPECIAL TRIMS	CALACATTA SELECT	SAHARA CREAM	STATUARIO WHITE	PIETRA GREY	ARABESQUE SILVER
LONDON lux+ 4x30 PZ 17,90  4	<b>1SL11051</b>	<b>1SL11101</b>	<b>1SL11251</b>	<b>1SL11201</b>	<b>1SL11151</b>
ANG. LONDON lux+ 4x3 PZ 20,90  2	<b>1SL11052</b>	<b>1SL11102</b>	<b>1SL11252</b>	<b>1SL11202</b>	<b>1SL11152</b>
RACCORDO lux+ 1,2x30 PZ 12,90  4	<b>1SL11053</b>	<b>1SL11103</b>	<b>1SL11253</b>	<b>1SL11203</b>	<b>1SL11153</b>
BATTISCOPA rett. 5,5x60 PZ 8,90  10	LUX* <b>1SL01051</b> SABLÈ <b>1SR01551</b>	LUX* <b>1SL01101</b> SABLÈ <b>1SR01601</b>	LUX* <b>1SL01251</b> SABLÈ <b>1SR01751</b>	LUX* <b>1SL01201</b> SABLÈ <b>1SR01701</b>	LUX* <b>1SL01151</b> SABLÈ <b>1SR01651</b>
GRADONE TOP rett. 32x120x4,5x2 PZ 182,90  1	LUX* <b>1SL34051</b> SABLÈ <b>1SR34551</b>	LUX* <b>1SL34101</b> SABLÈ <b>1SR34601</b>	LUX* <b>1SL34251</b> SABLÈ <b>1SR34751</b>	LUX* <b>1SL34201</b> SABLÈ <b>1SR34701</b>	LUX* <b>1SL34151</b> SABLÈ <b>1SR34651</b>
ANGOLARE TOP SX 32x120x4,5x2 PZ 208,90  1	LUX* <b>1SL34052</b> SABLÈ <b>1SR34552</b>	LUX* <b>1SL34102</b> SABLÈ <b>1SR34602</b>	LUX* <b>1SL34252</b> SABLÈ <b>1SR34752</b>	LUX* <b>1SL34202</b> SABLÈ <b>1SR34702</b>	LUX* <b>1SL34152</b> SABLÈ <b>1SR34652</b>
ANGOLARE TOP DX 32x120x4,5x2 PZ 208,90  1	LUX* <b>1SL34053</b> SABLÈ <b>1SR34553</b>	LUX* <b>1SL34103</b> SABLÈ <b>1SR34603</b>	LUX* <b>1SL34253</b> SABLÈ <b>1SR34753</b>	LUX* <b>1SL34203</b> SABLÈ <b>1SR34703</b>	LUX* <b>1SL34153</b> SABLÈ <b>1SR34653</b>



# GRACE

GRES PORCELLANATO PORCELAIN TILES

SUPERFICI SURFACES : *lappato extra* - honed




60x60  
24"x24"


▼  
10 mm  
▲




ALABASTRO



MARFIL



PULPIS GRIGIO



STATUARIO

GRACE PULPIS GRIGIO

# GRACE

## GRACE ALABASTRO


◆ 60x60 lapp. extra rett. **GRL01100** F 64,90

10 mm



09x09



◆ 60x60  2  
DEC. INTARSIO ALABASTRO  
**GRL01102** rett. PZ 199,90  
(ALABASTRO - SOLERAS AVANA)

## MARFIL


◆ 60x60 lapp. extra rett. **GRL01250** F 64,90

10 mm



09x09



◆ 60x60  2  
DEC. INTARSIO MARFIL  
**GRL01252** rett. PZ 199,90  
(MARFIL - SOLERAS AVANA)

# GRACE


## PULPIS GRIGIO


◆ 60x60 lapp. extra rett. **GRL01200** F 64,90

10 mm



09x09



◆ 60x60  2  
DEC. INTARSIO PULPIS GRIGIO  
**GRL01202** rett. PZ 199,90  
(PULPIS GRIGIO - SOLERAS GRIGIO)

## STATUARIO


◆ 60x60 lapp. extra rett. **GRL01050** F 64,90

10 mm



09x09



◆ 60x60  2  
DEC. INTARSIO STATUARIO  
**GRL01052** rett. PZ 199,90  
(STATUARIO - SOLERAS GRIGIO)


### GRES PORCELLANATO PORCELAIN TILES

Classificazione secondo norme UNI EN 14411 (ISO 13006) Allegato G-Gruppo Bla GL  
Classification in accordance with UNI EN 14411 (ISO 13006) Annex G-Group Bla GL



### PEZZI SPECIALI / SPECIAL TRIMS

	ALABASTRO	MARFIL	PULPIS GRIGIO	STATUARIO
	<b>GRL01101</b>	<b>GRL01251</b>	<b>GRL01201</b>	<b>GRL01051</b>

◆ BATTISCOPA  
6,5x60  
PZ 8,90  10

### ◆ LAPPATO EXTRA

È un trattamento protettivo brevettato specifico per superfici ceramiche lappate a campo pieno realizzato con tecnologia e materiali di ultima generazione.

Applica una protezione invisibile che lascia inalterate nel tempo le caratteristiche estetiche del prodotto e l'elevato grado di lucentezza.

È resistente alle macchie ed allo sporco.

Si pulisce con grande facilità e non richiede particolare manutenzione.

La manutenzione ordinaria deve essere eseguita con prodotti neutri, privi di cere o patine lucidanti, per non togliere al pavimento l'originale lucentezza derivata dal trattamento.

It's a patented protective treatment for specific glossy polished ceramic surfaces realized with the latest technology and materials.

Applies an invisible protection that maintains the aesthetic characteristics of the product and leaves the high glossy effect.

It's stains and dirt resistant.

Easy to clean and requires no special maintenance.

The ordinary maintenance must be realized with neutral, wax or polishing glaze free products, in order to preserve the original surface glossiness derived from the treatment.



# NEST

**AUTO-LEVELING™**  
Facile installazione - Easy laying

GRES PORCELLANATO PORCELAIN TILES

SUPERFICI SURFACES : *naturale* - natural



# NEST

## BEIGE

20x170 rett.	<b>0002731</b>	F 91,90
20x120 rett.	<b>0002739</b>	F 68,90


9 mm



## OAK

20x170 rett.	<b>0002733</b>	F 91,90
20x120 rett.	<b>0002741</b>	F 68,90

9 mm



# NEST

## TAUPE

20x170 rett.	<b>0002732</b>	F 91,90
20x120 rett.	<b>0002740</b>	F 68,90

9 mm



## BLUE

20x170 rett.	<b>0003273</b>	F 91,90
20x120 rett.	<b>0003224</b>	F 68,90

9 mm





# NEST

## GRES PORCELLANATO PORCELAIN TILES

Classificazione secondo norme UNI EN 14411 (ISO 13006) Allegato G-Gruppo B1a  
 Classification in accordance with UNI EN 14411 (ISO 13006) Annex G-Group B1a

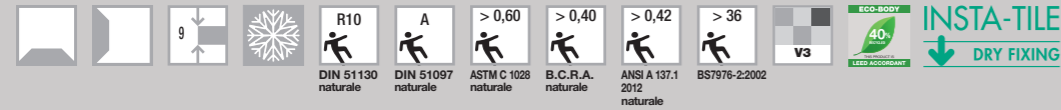


table and countertop kitchen GENT DARK 160x320  
 floor NEST BEIGE 20x170

### PEZZI SPECIALI / SPECIAL TRIMS













	BEIGE	OAK	TAUPE	BLUE
 BATTISCOPA 6,5x120 PZ 10,90  6	0003227	0003229	0003228	0003230
 GRADONE TOP rett. 32x120x4,5x2 PZ 172,90  1	0003232	0003234	0003233	0003235
 ANGOLARE TOP SX 32x120x4,5x2 PZ 198,90  1	0003237	0003239	0003238	0003240
 ANGOLARE TOP DX 32x120x4,5x2 PZ 198,90  1	0003242	0003244	0003243	0003245



# NEST

## THE PERFECT COMBO

DALLA CONSULTAZIONE DELLA MATERIOTECA ABK, NASCE LA NUOVA SEZIONE DEDICATA AGLI ABBINAMENTI CHE VALORIZZANO LE SUPERFICI DELLE PRINCIPALI COLLEZIONI.

THE NEW SECTION EXPLORES THE DIFFERENT WAYS IN WHICH ABK MATERIALS CAN BE COORDINATED TO ENHANCE THE SURFACES OF THE MAIN COLLECTIONS.

	INTERNO 9	GENT	CROSSROAD CHALK	LAB325	NATIVE
 BEIGE	 RUST	 DARK	 WHITE	 PEARL	 FOREST
 OAK	 DARK	 BLUE	 SAND	 PEPPER	 EBONY
 TAUPE	 PEARL	 DARK	 COAL	 ASH	 ASH
 BLUE	 RUST	 BLUE	 SMOKE	 PEPPER	 FOG





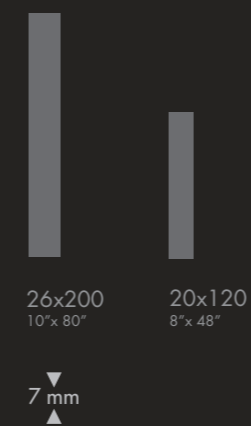
# CROSSROAD WOOD

**AUTO-LEVELING™**

Facile installazione - Easy laying

GRES PORCELLANATO PORCELAIN TILES

SUPERFICI SURFACES : *naturale* - natural



CROSSROAD WOOD AMBER



wall BRICK 7,5x30 SAND - CHALK 120x240 SAND  
floor WOOD 20x120 SAND

# CROSSROAD WOOD

## WHITE

26x200 rett.	<b>0000538</b>	F 104,90
20x120 rett.	<b>0000543</b>	F 68,90

7 mm



26x200

## SAND

26x200 rett.	<b>0000539</b>	F 104,90
20x120 rett.	<b>0000544</b>	F 68,90

7 mm



26x200

# CROSSROAD WOOD

## GREY

26x200 rett.	<b>0000558</b>	F 104,90
20x120 rett.	<b>0000559</b>	F 68,90

7 mm



## COAL

26x200 rett.	<b>0000542</b>	F 104,90
20x120 rett.	<b>0000547</b>	F 68,90

7 mm



# CROSSROAD WOOD

## AMBER

26x200 rett.	<b>0000540</b>	F 104,90
20x120 rett.	<b>0000545</b>	F 68,90

7 mm



## TAN

26x200 rett.	<b>0000541</b>	F 104,90
20x120 rett.	<b>0000546</b>	F 68,90

7 mm



# CROSSROAD WOOD

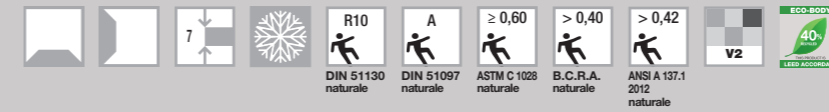
## TRAPEZIO / ROMBO SCHEMI DI POSA - INSTALLATION PATTERNS

<p><b>01 / MONOCOLORE</b></p> <p>TRAPEZIO col.1 ■ 75 % ROMBO col.2 ■ 25 %</p>	<p><b>01.1 / 2 COLORI</b></p> <p>TRAPEZIO col.1 ■ 75 % ROMBO col.2 ■ 25 %</p>	<p><b>01.2 / 3 COLORI</b></p> <p>TRAPEZIO col.1 ■ 37,5 % ROMBO col.2 ■ 25 % TRAPEZIO col.3 ■ 37,5 %</p>	<p><b>01.3 / 3 COLORI</b></p> <p>TRAPEZIO col.1 ■ 37,5 % ROMBO col.2 ■ 25 % TRAPEZIO col.3 ■ 37,5 %</p>	<p><b>02 / MONOCOLORE</b></p> <p>TRAPEZIO col.1 ■ 100 %</p>	<p><b>02.1 / 2 COLORI</b></p> <p>TRAPEZIO col.1 ■ 50 % TRAPEZIO col.2 ■ 50 %</p>
<p><b>03 / MONOCOLORE</b></p> <p>TRAPEZIO col.1 ■ 100 %</p>	<p><b>03.1 / 3 COLORI</b></p> <p>TRAPEZIO col.1 ■ 33,3 % TRAPEZIO col.2 ■ 33,3 % TRAPEZIO col.3 ■ 33,3 %</p>	<p><b>03.2 / 3 COLORI</b></p> <p>TRAPEZIO col.1 ■ 33,3 % TRAPEZIO col.2 ■ 33,3 % TRAPEZIO col.3 ■ 33,3 %</p>	<p><b>04 / MONOCOLORE</b></p> <p>TRAPEZIO col.1 ■ 100 %</p>	<p><b>04.1 / 2 COLORI</b></p> <p>TRAPEZIO col.1 ■ 25 % TRAPEZIO col.2 ■ 75 %</p>	<p><b>04.2 / 3 COLORI</b></p> <p>TRAPEZIO col.1 ■ 37,5 % TRAPEZIO col.2 ■ 25 % TRAPEZIO col.3 ■ 37,5 %</p>
<p><b>05 / 2 COLORI</b></p> <p>TRAPEZIO col.1 ■ 50 % TRAPEZIO col.2 ■ 50 %</p>	<p><b>05.1 / 3 COLORI</b></p> <p>TRAPEZIO col.1 ■ 33,3 % TRAPEZIO col.2 ■ 66,7 % TRAPEZIO col.3 ■ 33,3 %</p>				
<p><b>06 / MONOCOLORE</b></p> <p>TRAPEZIO col.1 ■ 100 %</p>	<p><b>06.1 / 2 COLORI</b></p> <p>TRAPEZIO col.1 ■ 50 % TRAPEZIO col.2 ■ 50 %</p>	<p><b>06.2 / 3 COLORI</b></p> <p>TRAPEZIO col.1 ■ 33,3 % TRAPEZIO col.2 ■ 33,3 % TRAPEZIO col.3 ■ 33,3 %</p>	<p><b>07 / MONOCOLORE</b></p> <p>ROMBO col.1 ■ 100 %</p>	<p><b>07.1 / 3 COLORI</b></p> <p>ROMBO col.1 ■ 33,3 % ROMBO col.2 ■ 33,3 % ROMBO col.3 ■ 33,3 %</p>	<p><b>07.2 / 3 COLORI</b></p> <p>ROMBO col.1 ■ 33,3 % ROMBO col.2 ■ 33,3 % ROMBO col.3 ■ 33,3 %</p>
<p><b>08 / MONOCOLORE</b></p> <p>ROMBO col.1 ■ 100 %</p>	<p><b>08.1 / 2 COLORI</b></p> <p>ROMBO col.1 ■ 50 % ROMBO col.2 ■ 50 %</p>	<p><b>08.2 / 2 COLORI</b></p> <p>ROMBO col.1 ■ 50 % ROMBO col.2 ■ 50 %</p>	<p><b>09 / MONOCOLORE</b></p> <p>ROMBO col.1 ■ 100 %</p>	<p><b>09.1 / 2 COLORI</b></p> <p>ROMBO col.1 ■ 50 % ROMBO col.2 ■ 50 %</p>	

# CROSSROAD WOOD

## GRES PORCELLANATO PORCELAIN TILES

Classificazione secondo norme UNI EN 14411 (ISO 13006) Allegato G-Gruppo Bla GL  
Classification in accordance with UNI EN 14411 (ISO 13006) Annex G-Group Bla GL



<p>0,5x120 <math>\varnothing</math> 4 MATITTA ALLUMINIO 0000086 PZ 20,90</p>	<p>0,5x120 <math>\varnothing</math> 4 MATITTA ALLUMINIO WHITE 0000087 PZ 34,90</p>	<p>0,5x120 <math>\varnothing</math> 4 MATITTA ALLUMINIO BLACK 0000088 PZ 34,90</p>
<p>0,5x120 <math>\varnothing</math> 4 MATITTA ALLUMINIO RAME 0000556 PZ 34,90</p>	<p>0,5x120 <math>\varnothing</math> 4 MATITTA ALLUMINIO BRONZO 0000557 PZ 34,90</p>	

Articoli realizzati in alluminio per l'uso a parete, adatti a raccordare piastrelle di diverso spessore (9 mm / 7 mm).  
Aluminium strip for use between wall tiles of different thicknesses (9 mm / 7 mm).

## DECORI / DECORATIVE

	WHITE	SAND	GREY	COAL	AMBER	TAN
<p>TRAPEZIO 60x30x30 rett. F 172,90 <math>\varnothing</math> 4 = 0,46 MQ</p>	0001097	0001098	0001102	0001101	0001099	0001100
<p>ROMBO 30 30x30 rett. F 172,90 <math>\varnothing</math> 7 = 0,54 MQ</p>	0001103	0001104	0001108	0001107	0001105	0001106

## PEZZI SPECIALI / SPECIAL TRIMS

	WHITE	SAND	GREY	COAL	AMBER	TAN
<p>BATTISCOPA rett. 6,5x120 PZ 10,90 <math>\varnothing</math> 6</p>	0001258	0001262	0001298	0001297	0001295	0001296
<p>GRADONE TOP rett. 32x120x4,5x1,5 PZ 172,90 <math>\varnothing</math> 1</p>	0001299	0001300	0001304	0001303	0001301	0001302
<p>ANGOLARE TOP SX 32x120x4,5x1,5 PZ 198,90 <math>\varnothing</math> 1</p>	0001305	0001306	0001310	0001309	0001307	0001308
<p>ANGOLARE TOP DX 32x120x4,5x1,5 PZ 198,90 <math>\varnothing</math> 1</p>	0001311	0001312	0001316	0001315	0001313	0001314

# CROSSROAD WOOD


## THE PERFECT COMBO

DALLA CONSULTAZIONE DELLA MATERIOTECA ABK, NASCE LA NUOVA SEZIONE DEDICATA AGLI ABBINAMENTI CHE VALORIZZANO LE SUPERFICI DELLE PRINCIPALI COLLEZIONI.

THE NEW SECTION EXPLORES THE DIFFERENT WAYS IN WHICH ABK MATERIALS CAN BE COORDINATED TO ENHANCE THE SURFACES OF THE MAIN COLLECTIONS.

	LAB325	CROSSROAD CHALK	INTERNO 9	GENT	ALPES	SENSI/SENSI UP
WHITE	TAUPE	WHITE	SILVER	ROPE	SAND	ONICE BEIGE
SAND	TAUPE	SAND	DARK	ROPE	SAND	CALACATTA GOLD
GREY	TAUPE	GREY	SILVER	ASH	IVORY	STATUARIO APUANO
COAL	PEARL	COAL	PEARL	ASH	LEAD	GRAND ANTIQUE
AMBER	PEPPER	COAL	RUST	DARK	SAND	ARABESQUE SILVER
TAN	ASH	WHITE	DARK	BLUE	GREY	CALACATTA GOLD

# CROSSROAD WOOD





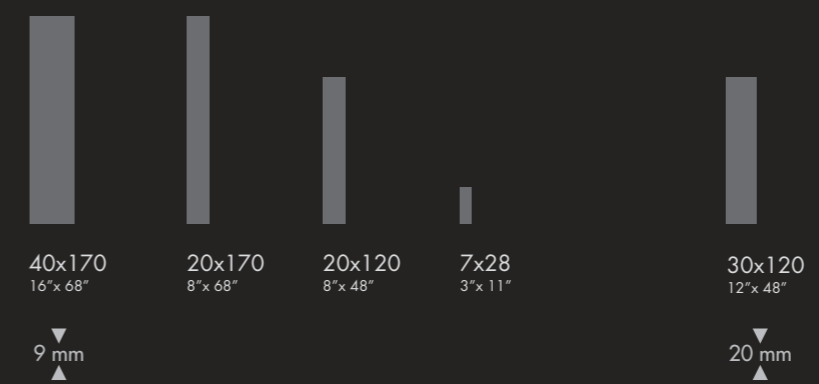
# DOLPHIN

**AUTO-LEVELING™**

Facile installazione - Easy laying

GRES PORCELLANATO A MASSA COLORATA FULL BODY COLORED PORCELAIN TILES

SUPERFICI SURFACES : naturale - natural, aged R11 - structured R11



DOLPHIN COAL - MILK - CLAY - OAK - MOON - GREY

# DOLPHIN

## MILK

40x170 rett.	<b>DPR5605A</b>	F 91,90
20x170 rett.	<b>DPR5505A</b>	F 91,90
20x120 rett.	<b>DPR35050</b>	F 68,90

9 mm



## CLAY

40x170 rett.	<b>DPR5610A</b>	F 91,90
20x170 rett.	<b>DPR5510A</b>	F 91,90
20x120 rett.	<b>DPR35100</b>	F 68,90

9 mm



# DOLPHIN

## OAK

40x170 rett.	<b>DPR5615A</b>	F 91,90
20x170 rett.	<b>DPR5516A</b>	F 91,90
20x120 rett.	<b>DPR35150</b>	F 68,90
7x28 rett.	<b>DPR35160</b>	F 99,90

9 mm



## MOON

40x170 rett.	<b>DPR5620A</b>	F 91,90
20x170 rett.	<b>DPR5520A</b>	F 91,90
20x120 rett.	<b>DPR35200</b>	F 68,90

9 mm





# DOLPHIN

## GREY

40x170 rett.	<b>DPR5625A</b>	F 91,90
20x170 rett.	<b>DPR5525A</b>	F 91,90
20x120 rett.	<b>DPR35250</b>	F 68,90


9 mm



## COAL


40x170 rett.	<b>DPR5630A</b>	F 91,90
20x170 rett.	<b>DPR5530A</b>	F 91,90
20x120 rett.	<b>DPR35300</b>	F 68,90
7x28 rett.	<b>DPR35310</b>	F 99,90


9 mm




# DOLPHIN




20x120  3  
LISTONE CLAY PAINT MIX 3  
**DPR35105** rett. PZ 85,90



20x120  3  
LISTONE GREY ENAMEL MIX 3  
**DPR35255** rett. PZ 85,90



20x15  6  
SNIP PAINT MIX 6 (5x20+10x20+15x20)  
**DPR35106** rett. PZ 119,90  
(prezzo a cp.)




0,5x120  4  
MATITA ALLUMINIO  
**0000086** PZ 20,90



0,5x120  4  
MATITA ALLUMINIO WHITE  
**0000087** PZ 34,90



0,5x120  4  
MATITA ALLUMINIO BLACK  
**0000088** PZ 34,90



0,5x120  4  
MATITA ALLUMINIO RAME  
**0000556** PZ 34,90



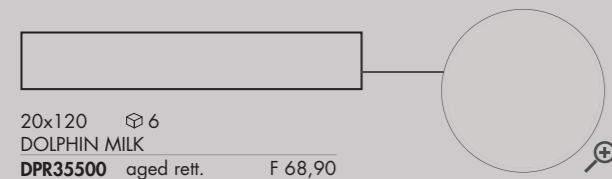
0,5x120  4  
MATITA ALLUMINIO BRONZO  
**0000557** PZ 34,90

Articoli realizzati in alluminio per l'uso a parete, adatti a raccordare piastrelle di diverso spessore (9 mm / 7 mm).  
Aluminium strip for use between wall tiles of different thicknesses (9 mm / 7 mm).

# DOLPHIN

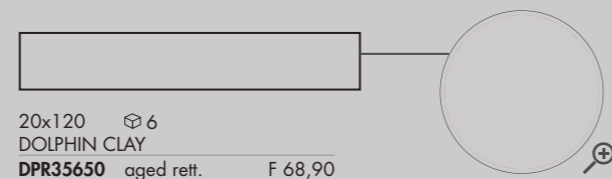
**OUTDOOR** R11 9 mm

## DOLPHIN MILK



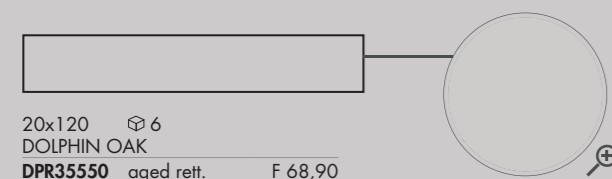
20x120 6  
DOLPHIN MILK  
DPR35500 aged rett. F 68,90

## DOLPHIN CLAY



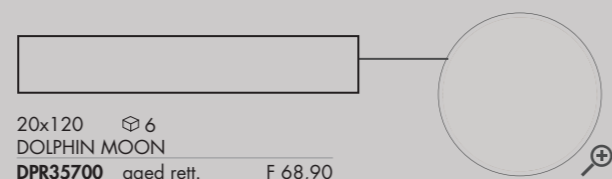
20x120 6  
DOLPHIN CLAY  
DPR35650 aged rett. F 68,90

## DOLPHIN OAK



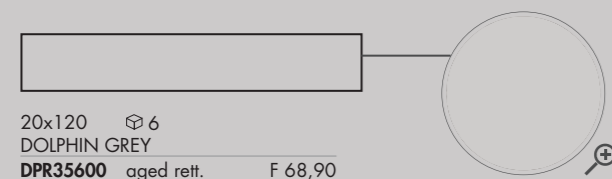
20x120 6  
DOLPHIN OAK  
DPR35550 aged rett. F 68,90

## DOLPHIN MOON



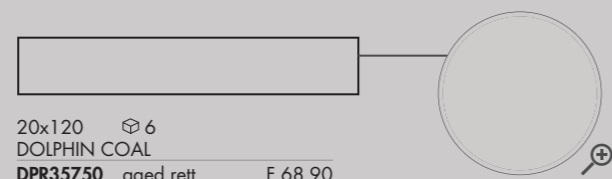
20x120 6  
DOLPHIN MOON  
DPR35700 aged rett. F 68,90

## DOLPHIN GREY



20x120 6  
DOLPHIN GREY  
DPR35600 aged rett. F 68,90

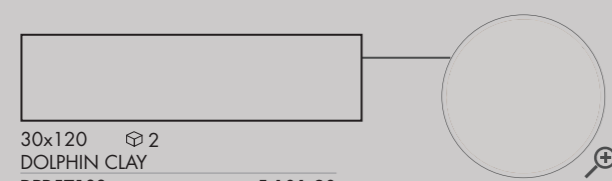
## DOLPHIN COAL



20x120 6  
DOLPHIN COAL  
DPR35750 aged rett. F 68,90

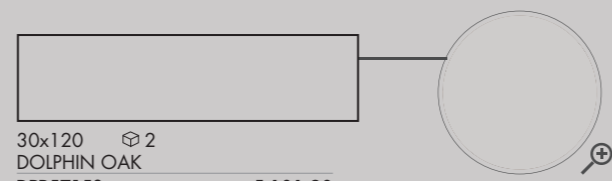
**OUT.20** R11 20 mm

## DOLPHIN CLAY



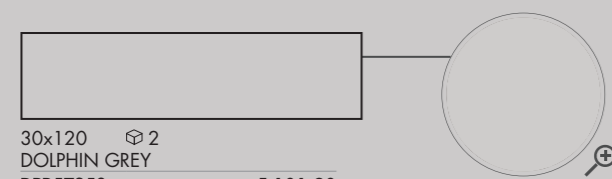
30x120 2  
DOLPHIN CLAY  
DPR57100 rett. F 101,90

## DOLPHIN OAK



30x120 2  
DOLPHIN OAK  
DPR57150 rett. F 101,90

## DOLPHIN GREY



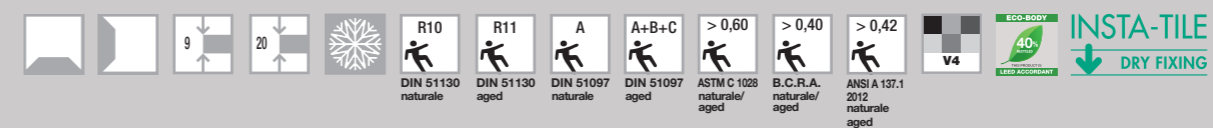
30x120 2  
DOLPHIN GREY  
DPR57250 rett. F 101,90

Per la serie completa vedi pag. 226  
For the complete collection see page 226

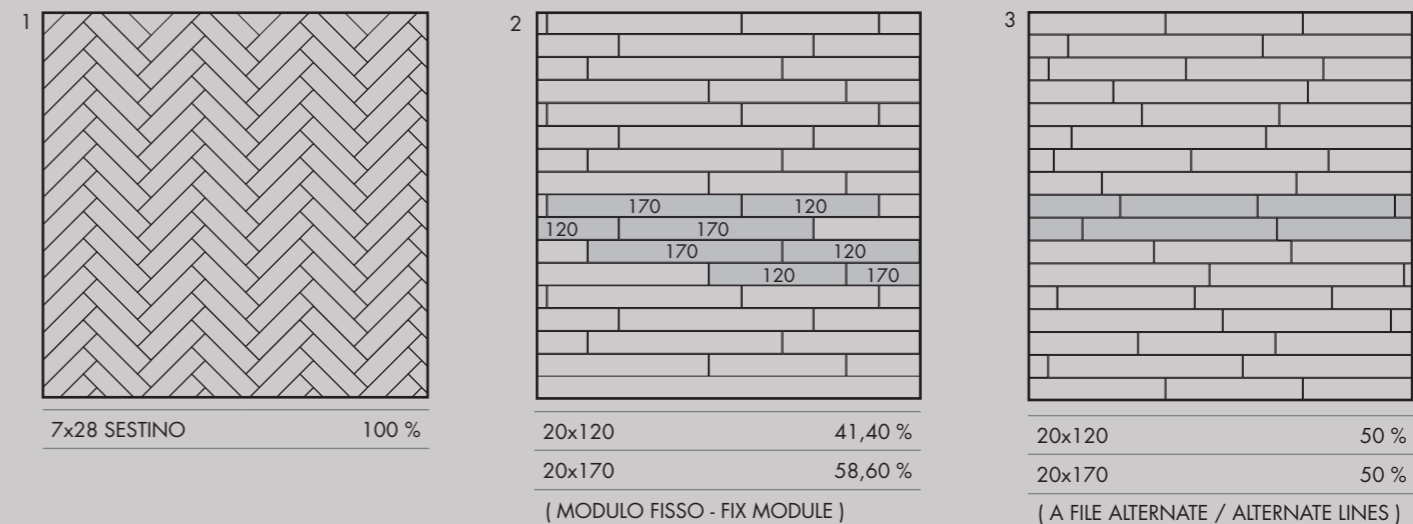
# DOLPHIN

## GRES PORCELLANATO A MASSA COLORATA FULL BODY COLORED PORCELAIN TILES

Classificazione secondo norme UNI EN 14411 (ISO 13006) Allegato G-Gruppo Bla  
Classification in accordance with UNI EN 14411 (ISO 13006) Annex G-Group Bla



## SCHEMI DI POSA INSTALLATION PATTERNS



## PEZZI SPECIALI / SPECIAL TRIMS

	MILK	CLAY	OAK	MOON	GREY	COAL
BATTISCOPA rett. 6,5x120 PZ 10,90 6	DPR35051	DPR35101	DPR35151	DPR35201	DPR35251	DPR35301
ELEMENTO L 15x60x4 PZ 45,90 4	DPR35501 MILK AGED	DPR35651 CLAY AGED	DPR35551 OAK AGED	DPR35701 MOON AGED	DPR35601 GREY AGED	DPR35751 COAL AGED
GRADONE TOP rett. 32x120x4,5x2 PZ 172,90 1	DPR35053	DPR35103	DPR35153	DPR35203	DPR35253	DPR35303
ANGOLARE TOP SX 32x120x4,5x2 PZ 198,90 1	DPR35054	DPR35104	DPR35154	DPR35204	DPR35254	DPR35304
ANGOLARE TOP DX 32x120x4,5x2 PZ 198,90 1	DPR35055	DPR35107	DPR35155	DPR35205	DPR35257	DPR35305

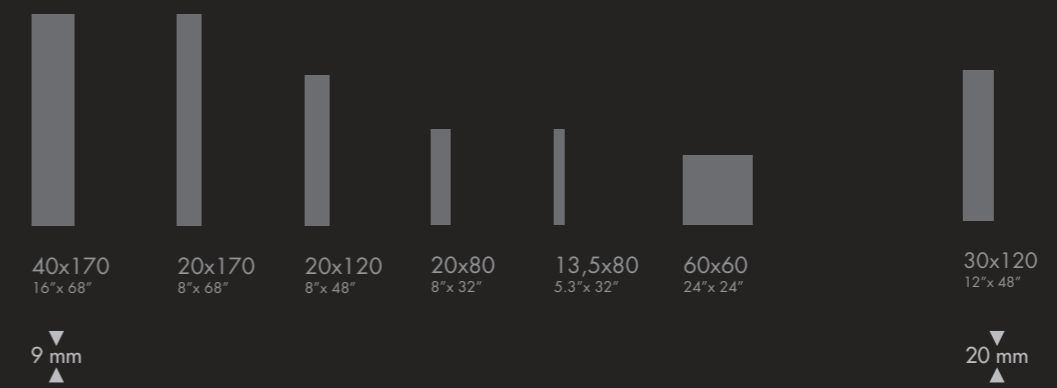


# SOLERAS

**AUTO-LEVELING™**  
Facile installazione - Easy laying

GRES PORCELLANATO PORCELAIN TILES

SUPERFICI SURFACES : **naturale** - natural, **grip R11** - antislippery R11



SOLERAS GRIGIO



# SOLERAS

## NATURALE

40x170 rett.	<b>S1R5620A</b>	F 91,90
20x170 rett.	<b>S1R5520A</b>	F 91,90
20x120 rett.	<b>S1R35200</b>	F 68,90
20x80 rett.	<b>S1R4920B</b>	F 57,90
13,5x80 rett.	<b>S1R48200</b>	F 62,90

▼  
9 mm  
▲



## BEIGE

20x120 rett.	<b>S1R35300</b>	F 68,90
20x80 rett.	<b>S1R4930B</b>	F 57,90
13,5x80 rett.	<b>S1R48300</b>	F 62,90

▼  
9 mm  
▲



# SOLERAS

## AVANA

40x170 rett.	<b>S1R5625A</b>	F 91,90
20x170 rett.	<b>S1R5525A</b>	F 91,90
20x120 rett.	<b>S1R35250</b>	F 68,90
20x80 rett.	<b>S1R4925B</b>	F 57,90
13,5x80 rett.	<b>S1R48250</b>	F 62,90
60x60 rett.	<b>S1R01250</b>	F 53,90

9 mm



## BIANCO

40x170 rett.	<b>S1R5605A</b>	F 91,90
20x170 rett.	<b>S1R5505A</b>	F 91,90
20x120 rett.	<b>S1R35050</b>	F 68,90
20x80 rett.	<b>S1R4905B</b>	F 57,90
13,5x80 rett.	<b>S1R48050</b>	F 62,90

9 mm



# SOLERAS

## GRIGIO

40x170 rett.	<b>S1R5610A</b>	F 91,90
20x170 rett.	<b>S1R5510A</b>	F 91,90
20x120 rett.	<b>S1R35100</b>	F 68,90
20x80 rett.	<b>S1R4910B</b>	F 57,90
13,5x80 rett.	<b>S1R48100</b>	F 62,90
60x60 rett.	<b>S1R01100</b>	F 53,90

9 mm



## ANTRACITE

20x120 rett.	<b>S1R35150</b>	F 68,90
20x80 rett.	<b>S1R4915B</b>	F 57,90
13,5x80 rett.	<b>S1R48150</b>	F 62,90

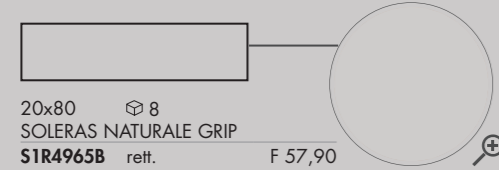
9 mm



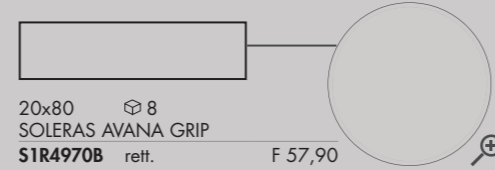
# SOLERAS

**OUTDOOR** R11 9 mm

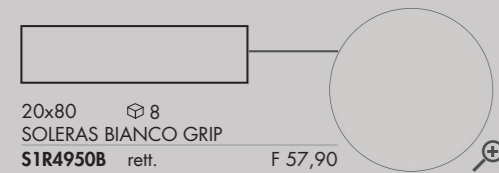
## SOLERAS NATURALE GRIP



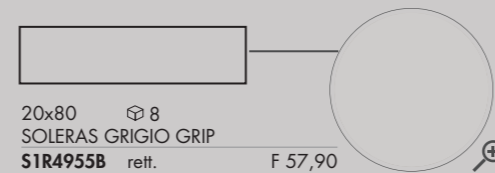
## SOLERAS AVANA GRIP



## SOLERAS BIANCO GRIP

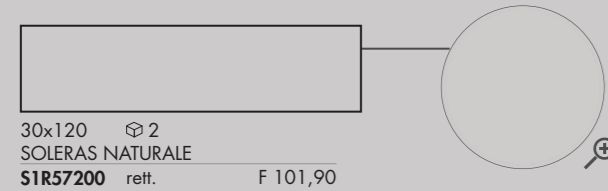


## SOLERAS GRIGIO GRIP

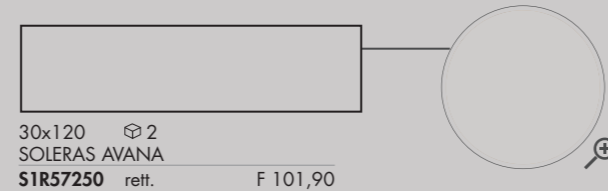


**OUT.20** R11 20 mm

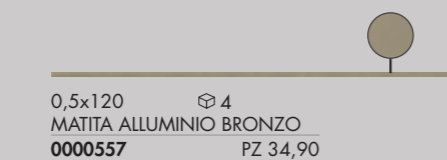
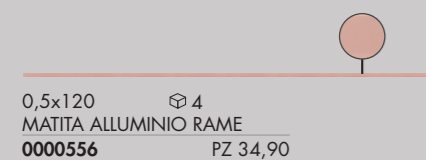
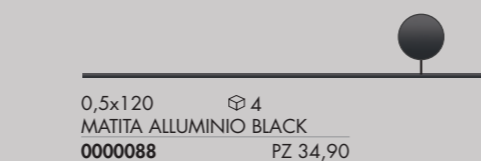
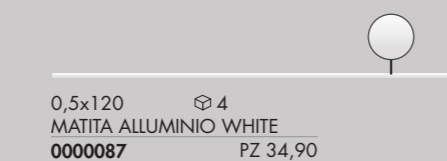
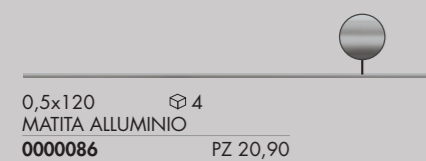
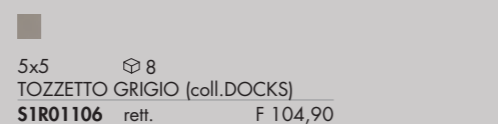
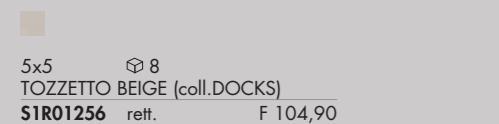
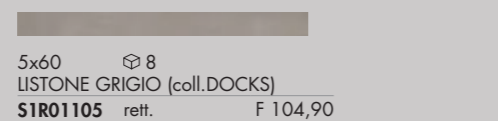
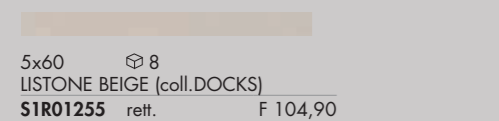
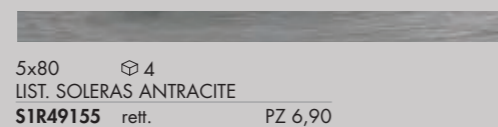
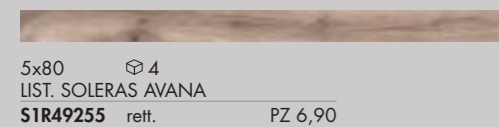
## SOLERAS NATURALE



## SOLERAS AVANA



Per la serie completa vedi pag. 228  
For the complete collection see page 228



Articoli realizzati in alluminio per l'uso a parete, adatti a riaccordare piastrelle di diverso spessore (9 mm / 7 mm).  
Aluminium strip for use between wall tiles of different thicknesses (9 mm / 7 mm).

# SOLERAS

**GRES PORCELLANATO A MASSA COLORATA FULL BODY COLORED PORCELAIN TILES**

Classificazione secondo norme UNI EN 14411 (ISO 13006) Allegato G-Gruppo Bla  
Classification in accordance with UNI EN 14411 (ISO 13006) Annex G-Group Bla



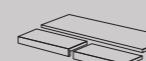


## SCHEMI DI POSA / INSTALLATION PATTERNS

Schema	Dimensioni	Percentuale
1	40x170	66,7 %
	20x170	33,3 %
2	20x170	50 %
	20x120	50 %
3	20x80	59,7 %
	13,5x80	40,3 %

## DECORI / DECORATIVE

	NATURALE	BEIGE	AVANA	BIANCO	GRIGIO	ANTRACITE
 <p>FRENCH PATTERN rett. 80 cm 20x80 68,45 cm F 91,90 <math>\boxtimes</math> 6</p>	-	-	<b>S1R4926A</b>	-	<b>S1R4911A</b>	

## PEZZI SPECIALI / SPECIAL TRIMS

	NATURALE	BEIGE	AVANA	BIANCO	GRIGIO	ANTRACITE
 <p>BATTISCOPIA 6,5x80 PZ 8,90 <math>\boxtimes</math> 8</p>	<b>S1R49201</b>	<b>S1R49301</b>	<b>S1R49251</b>	<b>S1R49051</b>	<b>S1R49101</b>	<b>S1R49151</b>
 <p>GRADINO L. GRIP 20x40x4 PZ 41,90 <math>\boxtimes</math> 2</p>	<b>S1R49651 GRIP</b>	-	<b>S1R49701 GRIP</b>	<b>S1R49501 GRIP</b>	<b>S1R49551 GRIP</b>	-
 <p>COMP. SCALINO rett. 35x80x4 PZ 82,90 (prezzo a comp.) <math>\boxtimes</math> 1 cp./box</p>	<b>S1R49206</b>	<b>S1R49306</b>	<b>S1R49256</b>	<b>S1R49056</b>	<b>S1R49106</b>	<b>S1R49156</b>
 <p>AE INC. rett. 12,5x40x3 PZ 27,90 <math>\boxtimes</math> 4</p>	<b>S1R49207A</b>	<b>S1R49307A</b>	<b>S1R49257A</b>	<b>S1R49057A</b>	<b>S1R49107A</b>	<b>S1R49157A</b>
 <p>GRADONE TOP rett. 32x120x4,5x2 PZ 172,90 <math>\boxtimes</math> 1</p>	<b>S1R55203</b>	<b>S1R55303</b>	<b>S1R55253</b>	<b>S1R55053</b>	<b>S1R55103</b>	<b>S1R55153</b>
 <p>ANGOLARE TOP SX 32x120x4,5x2 PZ 198,90 <math>\boxtimes</math> 1</p>	<b>S1R55204</b>	<b>S1R55304</b>	<b>S1R55254</b>	<b>S1R55054</b>	<b>S1R55104</b>	<b>S1R55154</b>
 <p>ANGOLARE TOP DX 32x120x4,5x2 PZ 198,90 <math>\boxtimes</math> 1</p>	<b>S1R55205</b>	<b>S1R55305</b>	<b>S1R55255</b>	<b>S1R55055</b>	<b>S1R55105</b>	<b>S1R55155</b>



# PETRAIA

GRES PORCELLANATO PORCELAIN TILES

SUPERFICI SURFACES : **naturale** - natural, **grip** - antislippery



50x50  
20" x 20"



9 mm



33,3x33,3  
13" x 13"



16,65x33,3  
6.5" x 13"



10x10  
4" x 4"


Monocultura da rivestimento  
Single-fired wall tiles




10 mm




ROSSO




COTTO



OCRA



BEIGE




ALMOND

# PETRAIA

## ROSSO

50x50	<b>A61170A</b>	F 36,90
33,3x33,3	<b>A8537H</b>	F 31,90
33,3x33,3 grip	<b>A8537GH</b>	F 36,90
16,65x33,3	<b>*A8537PC</b>	F 36,90
16,65x33,3 grip	<b>*A8537PGC</b>	F 36,90

9 mm




\* Tavella ricavata da piastrella preincisa.  
Tile obtained from a pre-engraved tile.

# PETRAIA


## COTTO

50x50	<b>A61070A</b>	F 36,90
33,3x33,3	<b>A8527H</b>	F 31,90
33,3x33,3 grip	<b>A8527GH</b>	F 36,90
16,65x33,3	<b>*A8527PC</b>	F 36,90
16,65x33,3 grip	<b>*A8527PGC</b>	F 36,90


9 mm



\* Tavella ricavata da piastrella preincisa.  
Tile obtained from a pre-engraved tile.



33,3x33,3 5  
MOS. QUADRETTI ROSSO  
**A8537U** PZ 16,90



33,3x33,3 5  
MOS. QUADRETTI OCRA/CO./RO.  
**A8525UM** PZ 16,90



33,3x33,3 5  
MOS. QUADRETTI COTTO  
**A8527U** PZ 16,90




33,3x33,3 5  
MOS. QUADRETTI OCRA/CO./RO.  
**A8525UM** PZ 16,90



25x35 8  
PARQUET  
**A5017A** PZ 17,90



12,5x25 8  
FRECCIA TRIANGOLI  
**A5017H** PZ 11,90



12,5x25 8  
FRECCIA RETTANGOLI  
**A5017G** PZ 9,90



12,5x12,5 12  
TOZZETTO ARALDICO (2 SOGG.)  
**A5017B** PZ 17,90



25x35 8  
PARQUET  
**A5007A** PZ 17,90



12,5x25 8  
FRECCIA TRIANGOLI  
**A5017H** PZ 11,90



12,5x25 8  
FRECCIA RETTANGOLI  
**A5007G** PZ 9,90



12,5x12,5 12  
TOZZETTO ARALDICO (2 SOGG.)  
**A5017B** PZ 17,90



4x36 10  
RACCORDO PARQUET  
**A5017M** PZ 9,90



2,5x12,5 20  
Q. ROUND ROSSO  
**A501711** PZ 6,90



2,5x1 20  
SGUSCIA ROSSO  
**A501712** PZ 12,90



4x36 10  
RACCORDO PARQUET  
**A5007M** PZ 9,90



2,5x12,5 20  
Q. ROUND COTTO  
**A500711** PZ 6,90



2,5x1 20  
SGUSCIA COTTO  
**A500712** PZ 12,90



# PETRAIA

## OCRA

50x50	<b>A61050A</b>	F 36,90
33,3x33,3	<b>A8525H</b>	F 31,90
33,3x33,3 grip	<b>A8525GH</b>	F 36,90
16,65x33,3	<b>*A8525PC</b>	F 36,90
16,65x33,3 grip	<b>*A8525PGC</b>	F 36,90


9 mm



\* Tavella ricavata da piastrella preincisa.  
Tile obtained from a pre-engraved tile.



33,3x33,3  $\oplus$  5  
MOS. QUADRETTI OCRA  
**A8525U** PZ 16,90




33,3x33,3  $\oplus$  5  
MOS. QUADRETTI OCRA/CO./RO.  
**A8525UM** PZ 16,90



25x35  $\oplus$  8  
PARQUET  
**A5005A** PZ 17,90



12,5x25  $\oplus$  8  
FRECCIA TRIANGOLI  
**A5017H** PZ 11,90



12,5x25  $\oplus$  8  
FRECCIA RETTANGOLI  
**A5005G** PZ 9,90



12,5x12,5  $\oplus$  12  
TOZZETTO ARALDICO (2 SOGG.)  
**A5005B** PZ 17,90



4x36  $\oplus$  10  
RACCORDO PARQUET  
**A5005M** PZ 9,90



2,5x12,5  $\oplus$  20  
Q. ROUND OCRA  
**A500511** PZ 6,90



2,5x1  $\oplus$  20  
SGUSCIA OCRA  
**A500512** PZ 12,90



5x12,5  $\oplus$  12  
V-CAP OCRA  
**A50054** PZ 8,90




5x5  $\oplus$  20  
C-CAP OCRA  
**A50055** PZ 16,90

# PETRAIA

## BEIGE

50x50	<b>A61000A</b>	F 36,90
33,3x33,3	<b>A8520H</b>	F 31,90
33,3x33,3 grip	<b>A8520GH</b>	F 36,90
16,65x33,3	<b>*A8520PC</b>	F 36,90
16,65x33,3 grip	<b>*A8520PGC</b>	F 36,90

9 mm



\* Tavella ricavata da piastrella preincisa.  
Tile obtained from a pre-engraved tile.



33,3x33,3  $\oplus$  5  
MOS. QUADRETTI BEIGE  
**A8520U** PZ 16,90



33,3x33,3  $\oplus$  5  
MOS. QUADRETTI BEIGE/NERO  
**A8520UM** PZ 16,90



25x35  $\oplus$  8  
PARQUET  
**A5000A** PZ 17,90



12,5x25  $\oplus$  8  
FRECCIA TRIANGOLI  
**A5000H** PZ 11,90



12,5x25  $\oplus$  8  
FRECCIA RETTANGOLI  
**A5000G** PZ 9,90



12,5x12,5  $\oplus$  12  
TOZZETTO ARALDICO (2 SOGG.)  
**A5000B** PZ 17,90



4x36  $\oplus$  10  
RACCORDO PARQUET  
**A5000M** PZ 9,90



2,5x12,5  $\oplus$  20  
Q. ROUND BEIGE  
**A500011** PZ 6,90



2,5x1  $\oplus$  20  
SGUSCIA BEIGE  
**A500012** PZ 12,90

# PETRAIA

## ALMOND

50x50	<b>A61040A</b>	F 36,90
33,3x33,3	<b>A8524H</b>	F 31,90
16,65x33,3	<b>*A8524PC</b>	F 36,90

9 mm



\* Tavella ricavata da piastrella preincisa.  
Tile obtained from a pre-engraved tile.




33,3x33,3 ☉ 5  
MOS. QUADRETTI ALMOND  
**A8524U** PZ 16,90



25x35 ☉ 8  
PARQUET  
**A5004A** PZ 17,90



12,5x25 ☉ 8  
FRECCIA TRIANGOLI  
**A5004H** PZ 11,90



12,5x25 ☉ 8  
FRECCIA RETTANGOLI  
**A5004G** PZ 9,90



12,5x12,5 ☉ 12  
TOZZETTO ARALDICO (2 SOGG.)  
**A5004B** PZ 17,90



4x36 ☉ 10  
RACCORDO PARQUET  
**A5004M** PZ 9,90

# PETRAIA

## GRES PORCELLANATO PORCELAIN TILES

Classificazione secondo norme UNI EN 14411 (ISO 13006) Allegato G-Gruppo Bla GL  
Classification in accordance with UNI EN 14411 (ISO 13006) Annex G-Group Bla GL



COORDINATI DA PAVIMENTO ABBINABILI A PETRAIA OCRA - ROSSO - COTTO. / FLOOR COORDINATED DECORS WHICH MATCH THE OCRA, ROSSO AND COTTO PETRAIA PLAIN TILES.



12,5x25 ☉ 4  
LISTELLO DECORATO  
**A5017V** PZ 12,90



12,5x25 ☉ 4  
LISTELLO DECORATO  
**A5017S** PZ 12,90




12,5x25 ☉ 4  
LISTELLO DECORATO  
**A5017Q** PZ 12,90



12,5x25 ☉ 4  
LISTELLO DECORATO  
**A5017J** PZ 12,90



25x25 ☉ 2  
INSERTO CHIANTI  
**A5007F** PZ 17,90




12,5x12,5 ☉ 4  
TOZZETTO DECORATO  
**A5017W** PZ 9,90



12,5x12,5 ☉ 4  
TOZZETTO DECORATO  
**A5017X** PZ 9,90



12,5x12,5 ☉ 4  
TOZZETTO DECORATO  
**A5017P** PZ 9,90



12,5x12,5 ☉ 4  
TOZZETTO DECORATO  
**A5017K** PZ 9,90

Si consiglia di pulire la superficie senza utilizzare prodotti contenenti sostanze abrasive.  
Do not use products containing abrasive substances to clean the decorative element.

## PEZZI SPECIALI / SPECIAL TRIMS

	ROSSO	COTTO	OCRA	BEIGE	ALMOND
BATTISCOPA 8x33,3 PZ 3,90 ☉ 18	<b>A85376</b>	<b>A85276</b>	<b>A85256</b>	<b>A85206</b>	<b>A85246</b>
GRADINO TORELLO 33,3x33,3 PZ 23,90 ☉ 3	<b>A85379</b>	<b>A85279</b>	<b>A85259</b>	<b>A85209</b>	<b>A85249</b>
ANGOLARE TORELLO 33,3x33,3 PZ 42,90 ☉ 2	<b>A85375</b>	<b>A85275</b>	<b>A85255</b>	<b>A85205</b>	<b>A85245</b>
ELEM. L. INC. 33,3x16,65x5 PZ 17,90 ☉ 8	<b>A85373A</b>	<b>A85273A</b>	<b>A85253A</b>	<b>A85203A</b>	-
ELEM. L. INC. GRIP 33,3x16,65x5 PZ 17,90 ☉ 8	<b>A85373GA GRIP</b>	<b>A85273GA GRIP</b>	<b>A85253GA GRIP</b>	<b>A85203GA GRIP</b>	-
GRAD. MONOLITICO 30x33,3 PZ 35,90 ☉ 6	<b>A853711</b>	<b>A852711</b>	<b>A852511</b>	-	-
ANG. MONOLITICO 33,3x33,3 PZ 69,90 ☉ 4	<b>A853712</b>	<b>A852712</b>	<b>A852512</b>	-	-

# PETRAIA

MONOCOTTURA DA RIVESTIMENTO  
SINGLE-FIRED WALL TILES

10 mm



10x10  $\oplus$  68  
PETRAIA ALMOND  
**A20040** PZ 40,90



10x10  $\oplus$  68  
PETRAIA BEIGE  
**A20000** PZ 40,90



10x10  $\oplus$  68  
PETRAIA OCRA  
**A20050** PZ 40,90



10x10  $\oplus$  4  
DEC. ULIVETO MIX ALMOND  
**A2004I** PZ 12,90



10x10  $\oplus$  4  
DEC. ULIVETO MIX BEIGE  
**A2000I** PZ 12,90



10x10  $\oplus$  4  
DEC. ULIVETO MIX OCRA  
**A2005I** PZ 12,90



5x20  $\oplus$  4  
TORELLO ALMOND  
**A200426** PZ 13,90



5x3  $\oplus$  2  
ANG. TORELLO ALMOND  
**A200427** PZ 13,90



5x20  $\oplus$  4  
TORELLO BEIGE  
**A200026** PZ 13,90



5x3  $\oplus$  2  
ANG. TORELLO BEIGE  
**A200027** PZ 13,90



5x20  $\oplus$  4  
TORELLO OCRA  
**A200526** PZ 13,90




5x3  $\oplus$  2  
ANG. TORELLO OCRA  
**A200527** PZ 13,90



2x20  $\oplus$  4  
BOMBATO ALMOND  
**A200428** PZ 9,90




2x2  $\oplus$  2  
ANG. BOMBATO ALMOND  
**A200429** PZ 13,90



2x20  $\oplus$  4  
BOMBATO BEIGE  
**A200028** PZ 9,90



2x2  $\oplus$  2  
ANG. BOMBATO BEIGE  
**A200029** PZ 13,90



2x20  $\oplus$  4  
BOMBATO OCRA  
**A200528** PZ 9,90



2x2  $\oplus$  2  
ANG. BOMBATO OCRA  
**A200529** PZ 13,90



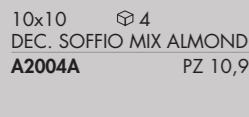
10x10  $\oplus$  4  
DEC. SOFFIO MIX ALMOND  
**A2004A** PZ 10,90



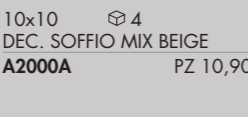
10x10  $\oplus$  4  
DEC. SOFFIO MIX BEIGE  
**A2000A** PZ 10,90



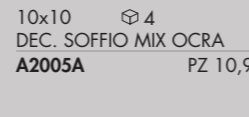
10x10  $\oplus$  4  
DEC. SOFFIO MIX OCRA  
**A2005A** PZ 10,90



5x20  $\oplus$  4  
LIST. SOFFIO ALMOND  
**A2004B** PZ 15,90



5x20  $\oplus$  4  
LIST. SOFFIO BEIGE  
**A2000B** PZ 15,90



5x20  $\oplus$  4  
LIST. SOFFIO OCRA  
**A2005B** PZ 15,90



10x10  $\oplus$  4  
DEC. FIORITO MIX ALMOND  
**A2004C** PZ 7,90



10x10  $\oplus$  4  
DEC. FIORITO MIX BEIGE  
**A2000C** PZ 7,90



10x10  $\oplus$  4  
DEC. FIORITO MIX OCRA  
**A2005C** PZ 7,90



5x10  $\oplus$  4  
LIST. FIORITO MIX ALMOND  
**A2004D** PZ 4,90



5x10  $\oplus$  4  
LIST. FIORITO MIX BEIGE  
**A2000D** PZ 4,90




5x10  $\oplus$  4  
LIST. FIORITO MIX OCRA  
**A2005D** PZ 4,90

# PETRAIA

MONOCOTTURA DA RIVESTIMENTO  
SINGLE-FIRED WALL TILES

10 mm



10x10  $\oplus$  3  
FORM. FRUCTIS MIX OC/CO/RO.  
**A2005M** PZ 26,90



10x10  $\oplus$  3  
FORM. FRUCTIS MIX BE/BI/AL.  
**A2001M** PZ 26,90



3,5x20  $\oplus$  4  
LIST. FRUCTIS OC/CO/RO.  
**A2005N** PZ 17,90



3,5x20  $\oplus$  4  
LIST. FRUCTIS BE/BI/AL.  
**A2001N** PZ 17,90



10x10  $\oplus$  4  
FORM. MAIOLICA MIX ALMOND  
**A2000G** PZ 17,90



10x10  $\oplus$  4  
FORM. MAIOLICA MIX BIANCO  
**A2001G** PZ 17,90




5x20  $\oplus$  4  
LIST. MAIOLICA ALMOND  
**A2000H** PZ 17,90



5x20  $\oplus$  4  
LIST. MAIOLICA BIANCO  
**A2001H** PZ 17,90


COORDINATI PER IL RIVESTIMENTO DI STRUTTURE IN MURATURA / COORDINATED TRIMS FOR BRICKWORK TILING



3x10  $\oplus$  4  
SGUSCIA INTERNA PZ 20,90  
**0003867** ALMOND  
**0003868** BEIGE  
**0003869** OCRA



3x3  $\oplus$  2  
ANG. SGUSCIA PZ 19,90  
**0003876** ALMOND  
**0003877** BEIGE  
**0003878** OCRA


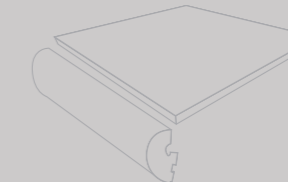
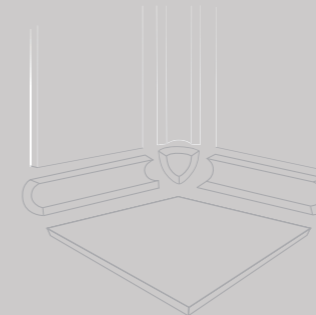
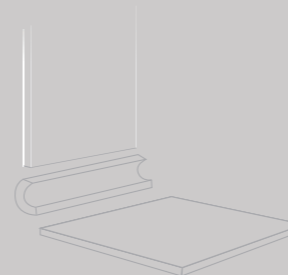


3x10  $\oplus$  4  
TORELLO PIANO LAVORO PZ 20,90  
**0003870** ALMOND  
**0003871** BEIGE  
**0003872** OCRA



3x11  $\oplus$  2 COMP.  
ANG. TOR. PIANO LAVORO PZ 41,90  
**0003873** ALMOND  
**0003874** BEIGE  
**0003875** OCRA

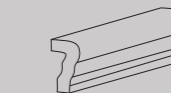
APPLICAZIONI - APPLICATIONS



3x10  $\oplus$  4  
PETRAIA Q.ROUND PZ 8,90  
**A200411** ALMOND  
**A200011** BEIGE  
**A200511** OCRA



3x3  $\oplus$  2  
PETRAIA ANG. Q.ROUND PZ 19,90  
**A200412** ALMOND  
**A200012** BEIGE  
**A200512** OCRA



5x10  $\oplus$  4  
PETRAIA V-CAP PZ 17,90  
**0004469** ALMOND  
**0004470** BEIGE  
**0004471** OCRA



5x3  $\oplus$  2  
PETRAIA ANG. V-CAP PZ 22,90  
**0004473** ALMOND  
**0004474** BEIGE  
**0004475** OCRA

# OUT.20

GRES PORCELLANATO 20 MM  
PORCELAIN TILES 20 MM

214 GHOST  
216 LAB325  
218 NATIVE  
220 GENT  
222 UNIKA  
224 RE-WORK  
226 DOLPHIN  
228 SOLERAS


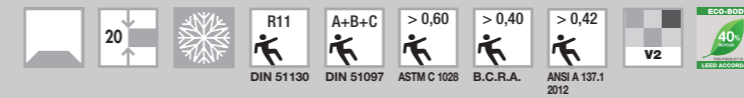


# OUT.20 GHOST


**GRES PORCELLANATO A MASSA COLORATA FULL BODY COLORED PORCELAIN TILES**

Classificazione secondo norme UNI EN 14411 (ISO 13006) Allegato G-Gruppo Bla  
Classification in accordance with UNI EN 14411 (ISO 13006) Annex G-Group Bla

20 mm



90x90  
GHOST GREY 20  
0004587 rett F 101,90



90x90  
GHOST ROPE 20  
0004588 rett F 101,90

## PEZZI SPECIALI / SPECIAL TRIMS

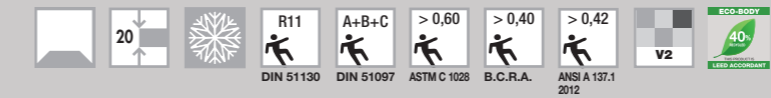
	GREY 20mm	ROPE 20mm
 ELEMENTO L 15x90x5 PZ 118,90 ☞ 2	0004589	0004590
 GRIGLIA 18x90 PZ 198,90 ☞ 4	0004591	0004592
 ANG. GRIGLIA SX 18x90 PZ 258,90 ☞ 4	0004593	0004594
	 ANG. GRIGLIA DX 18x90 PZ 258,90 ☞ 4	0004595



# OUT.20 LAB325

GRES PORCELLANATO A MASSA COLORATA FULL BODY COLORED PORCELAIN TILES

Classificazione secondo norme UNI EN 14411 (ISO 13006) Allegato G-Gruppo B1a  
Classification in accordance with UNI EN 14411 (ISO 13006) Annex G-Group B1a



20 mm



60x120  
LAB325 BASE ASH 20  
0002705 rett F 89,90





60x120  
LAB325 BASE TAUPE 20  
0002706 rett F 89,90



60x120  
LAB325 FORM ASH 20  
0002703 rett F 89,90



60x120  
LAB325 FORM TAUPE 20  
0002704 rett F 89,90

PEZZI SPECIALI / SPECIAL TRIMS		BASE ASH 20mm	BASE TAUPE 20mm
	ELEMENTO L 15x60x5 PZ 88,90 ☼ 2	0002707	0002708
	GRIGLIA 15x60 PZ 168,90 ☼ 4	0002709	0002710
	ANG. GRIGLIA SX 15x60 PZ 228,90 ☼ 4	0002711	0002712
	ANG. GRIGLIA DX 15x60 PZ 228,90 ☼ 4	0002713	0002714


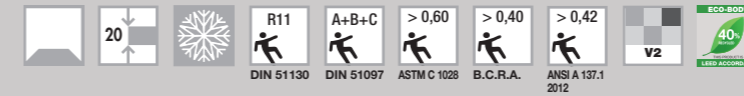


# OUT.20 NATIVE


GRES PORCELLANATO A MASSA COLORATA FULL BODY COLORED PORCELAIN TILES

Classificazione secondo norme UNI EN 14411 (ISO 13006) Allegato G-Gruppo B1a  
Classification in accordance with UNI EN 14411 (ISO 13006) Annex G-Group B1a


20 mm



90x90  
NATIVE ASH 20  
0004219 rett F 101,90



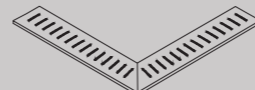


90x90  
NATIVE RED 20  
0004218 rett F 101,90



90x90  
NATIVE FOG 20  
0004220 rett F 101,90

## PEZZI SPECIALI / SPECIAL TRIMS

		ASH 20mm	RED 20mm	FOG 20mm
	ELEMENTO L 15x90x5 PZ 118,90 ☉ 2	0004222	0004221	0004223
	GRIGLIA 18x90 PZ 198,90 ☉ 4	0004225	0004224	0004226
	ANG. GRIGLIA SX 18x90 PZ 258,90 ☉ 4	0004228	0004227	0004229
	ANG. GRIGLIA DX 18x90 PZ 258,90 ☉ 4	0004231	0004230	0004232


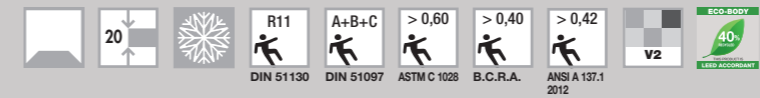


# OUT.20 GENT

GRES PORCELLANATO A MASSA COLORATA FULL BODY COLORED PORCELAIN TILES

Classificazione secondo norme UNI EN 14411 (ISO 13006) Allegato G-Gruppo B1a  
Classification in accordance with UNI EN 14411 (ISO 13006) Annex G-Group B1a

20 mm



60x120  
GENT DARK 20  
0001678 rett F 89,90



60x120  
GENT BLUE 20  
0001677 rett F 89,90



60x120  
GENT ASH 20  
0001948 rett F 89,90



60x120  
GENT DARK LINE 20  
0001680 rett F 89,90



60x120  
GENT BLUE LINE 20  
0001679 rett F 89,90



60x120  
GENT ASH LINE 20  
0001949 rett F 89,90

## PEZZI SPECIALI / SPECIAL TRIMS

		DARK 20mm	BLUE 20mm	ASH 20mm
	ELEMENTO L 15x60x5 PZ 88,90 ☞ 2	0002268	0002267	0002266
	GRIGLIA 15x60 PZ 168,90 ☞ 4	0002271	0002270	0002269
	ANG. GRIGLIA SX 15x60 PZ 228,90 ☞ 4	0002356	0002273	0002272
	ANG. GRIGLIA DX 15x60 PZ 228,90 ☞ 4	0002276	0002275	0002274

wall GENT DARK 120x240  
floor GENT DARK LINE 20 mm 60x120

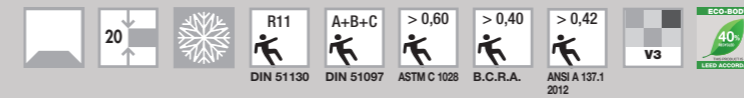




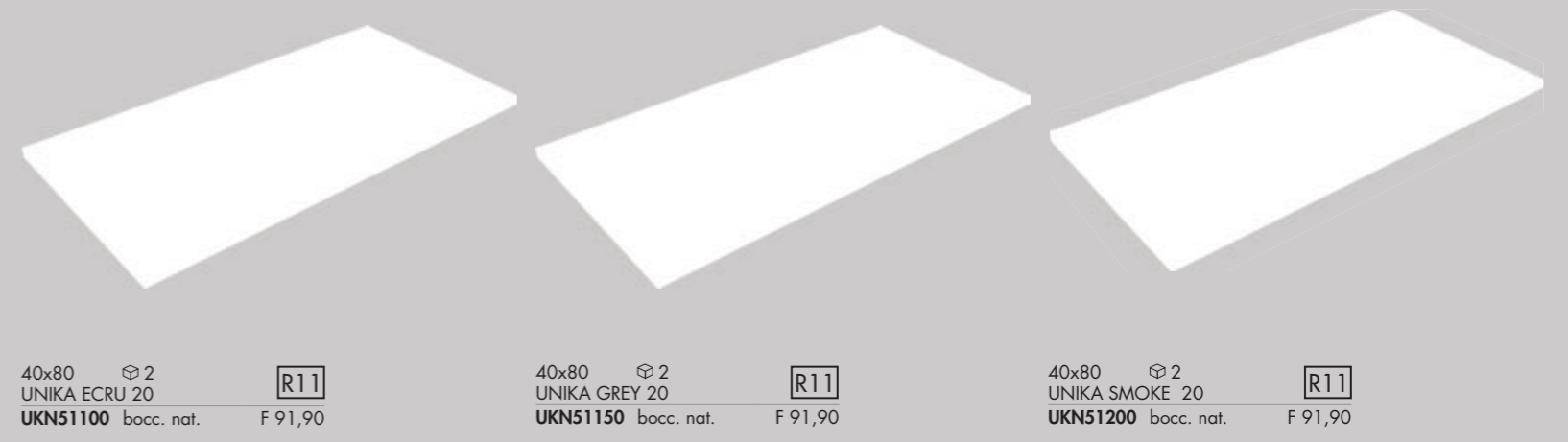
# OUT.20 UNIKA

GRES PORCELLANATO A MASSA COLORATA FULL BODY COLORED PORCELAIN TILES

Classificazione secondo norme UNI EN 14411 (ISO 13006) Allegato G-Gruppo BII  
Classification in accordance with UNI EN 14411 (ISO 13006) Annex G-Group BII



20 mm



40x80  $\oplus$  2  
UNIKA ECRU 20 R11  
UKN51100 bocc. nat. F 91,90

40x80  $\oplus$  2  
UNIKA GREY 20 R11  
UKN51150 bocc. nat. F 91,90

40x80  $\oplus$  2  
UNIKA SMOKE 20 R11  
UKN51200 bocc. nat. F 91,90

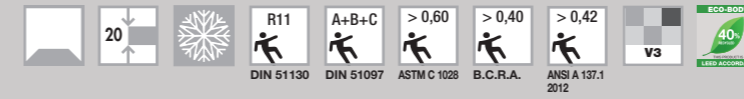
PEZZI SPECIALI / SPECIAL TRIMS		ECRU 20mm	GREY 20mm	SMOKE 20mm
	ELEMENTO L 20x40x5 PZ 62,90 $\oplus$ 2	UKN51101	UKN51151	UKN51201
	GRIGLIA 20x80 PZ 219,90 $\oplus$ 1	UKN51102	UKN51152	UKN51202
	ANG. GRIGLIA SX 20x80 PZ 299,90 $\oplus$ 1	UKN51103	UKN51153	UKN51203
	ANG. GRIGLIA DX 20x80 PZ 299,90 $\oplus$ 1	UKN51104	UKN51154	UKN51204



# OUT.20 RE-WORK

**GRES PORCELLANATO A MASSA COLORATA FULL BODY COLORED PORCELAIN TILES**

Classificazione secondo norme UNI EN 14411 (ISO 13006) Allegato G-Gruppo B1a  
Classification in accordance with UNI EN 14411 (ISO 13006) Annex G-Group B1a



▼  
20 mm  
▲




40x80 2  
RE-WORK MULTI FOG 20 **R11**  
**REN51400** nat. F 91,90



40x80 2  
RE-WORK MULTI BEIGE 20 **R11**  
**REN51350** nat. F 91,90

## PEZZI SPECIALI / SPECIAL TRIMS

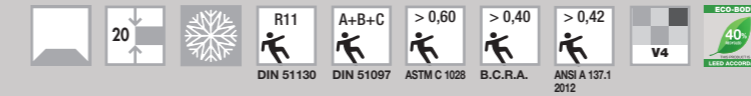
	MULTI FOG 20mm	MULTI BEIGE 20mm
 ELEMENTO L 20x40x5 PZ 62,90 2	<b>REN51401</b>	<b>REN51351</b>
 GRIGLIA 20x80 PZ 219,90 1	<b>REN51402</b>	<b>REN51352</b>
 ANG. GRIGLIA SX 20x80 PZ 299,90 1	<b>REN51403</b>	<b>REN51353</b>
 ANG. GRIGLIA DX 20x80 PZ 299,90 1	<b>REN51404</b>	<b>REN51354</b>

# OUT.20 DOLPHIN

GRES PORCELLANATO A MASSA COLORATA FULL BODY COLORED PORCELAIN TILES

Classificazione secondo norme UNI EN 14411 (ISO 13006) Allegato G-Gruppo B1a  
Classification in accordance with UNI EN 14411 (ISO 13006) Annex G-Group B1a

20 mm



30x120 2  
DOLPHIN CLAY 20 R11  
DPR57100 rett. F 101,90

30x120 2  
DOLPHIN OAK 20 R11  
DPR57150 rett. F 101,90

30x120 2  
DOLPHIN GREY 20 R11  
DPR57250 rett. F 101,90

## PEZZI SPECIALI / SPECIAL TRIMS

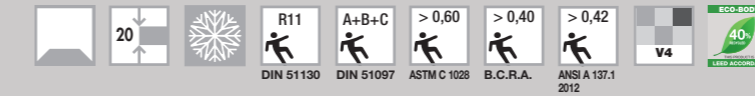
	CLAY 20mm	OAK 20mm	GREY 20mm
 ELEMENTO L 15x60x5 PZ 88,90 2	DPR57101	DPR57151	DPR57251
 GRIGLIA 15x60 PZ 168,90 4	DPR57102	DPR57152	DPR57252
 ANG. GRIGLIA SX 15x60 PZ 228,90 4	DPR57103	DPR57153	DPR57253
	 ANG. GRIGLIA DX 15x60 PZ 228,90 4	DPR57104	DPR57154



# OUT.20 SOLERAS

**GRES PORCELLANATO A MASSA COLORATA FULL BODY COLORED PORCELAIN TILES**

Classificazione secondo norme UNI EN 14411 (ISO 13006) Allegato G-Gruppo B1a  
Classification in accordance with UNI EN 14411 (ISO 13006) Annex G-Group B1a



▼  
20 mm  
▲



30x120 2  
SOLERAS NATURALE 20   
S1R57200 rett. F 101,90

30x120 2  
SOLERAS AVANA 20   
S1R57250 rett. F 101,90


## PEZZI SPECIALI / SPECIAL TRIMS

		NATURALE 20mm	AVANA 20mm
	ELEMENTO L 15x60x5 PZ 88,90  2	S1R57201	S1R57251
	GRIGLIA 15x60 PZ 168,90  4	S1R57202	S1R57252
	ANG. GRIGLIA SX 15x60 PZ 228,90  4	S1R57203	S1R57253
		S1R57204	S1R57254
	ANG. GRIGLIA DX 15x60 PZ 228,90  4	S1R57203	S1R57253
		S1R57204	S1R57254

floor SOLERAS AVANA 20mm rett. 30x120


# OUT.20

## CONSIGLI DI POSA ADVICE FOR LAYING



**POSA TRADIZIONALE**  
la posa tradizionale è ideale per la realizzazione di pavimentazioni carrabili.

**TRADITIONAL INSTALLATION**  
traditional installation is ideal for floorings that will be driven over by vehicles.



### POSA SOPRAELEVATA DA ESTERNO

Il sistema di pavimentazione sopraelevata prevede l'utilizzo di supporti portanti di tipo autolivellante, regolabili oppure fissi che si adattano con semplicità e sicurezza ad ogni tipo di pavimento sottostante. Il sistema permette la realizzazione di piani di posa con altezze variabili, da terra, comprese fra 25 e 270 mm. L'indipendenza della pavimentazione dai supporti garantisce l'assorbimento di eventuali movimenti strutturali. Il sistema sopraelevato non necessita di massetto in cemento e consente una diminuzione del peso sulla struttura portante. Le fughe aperte tra una piastrella ed un'altra consentono un facile deflusso dell'acqua piovana evitando tutti i rischi di accumulo o di ristagno. La presenza dell'intercapedine fra il piano di calpestio e il piano di appoggio favorisce l'aerazione e l'isolamento termico. Questa soluzione permette inoltre il passaggio di impianti e tubazioni nell'intercapedine, e la facile ispezione degli stessi una volta installata la pavimentazione.

### OUTDOOR RAISED LAYING SYSTEM

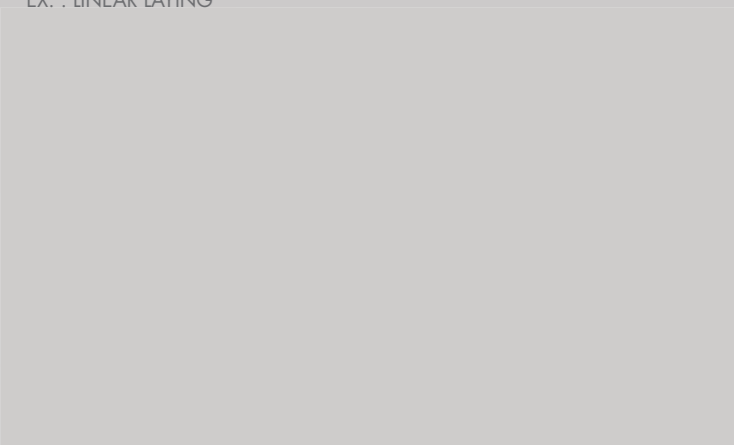
The raised floor system foresees the use of self-levelling, adjustable or fixed load bearing supports that easily adapt to the floor below in total safety. The system is suitable to create laying designs with variable heights from the ground, which range between 25 and 270 mm. The independence of the flooring from the supports guarantees the absorption of any structural movements. The raised system does not require a cement screed and reduces the load on the bearing structure. The open joints between the tiles allow rainwater to easily drain off, avoiding any risk of water accumulation or stagnation. The gap between the tread surface and the support surface favours ventilation and heat insulation. This solution allows for the installation of systems and piping in the gap, which can be easily inspected even once the floor has been installed.

## CONSUMO SUPPORTI PER PAVIMENTAZIONE SOPRAELEVATA SUPPORTS FOR RAISED LAYING SYSTEM USAGE

Formato Piastrella Tile size	Posa lineare Linear laying	Posa alternate Alternate laying
40x80 / 16"x32"	6,25 pz/m <sup>2</sup>	6,25 pz/m <sup>2</sup>
30x120 / 12"x48"	5,6 pz/m <sup>2</sup>	5,6 pz/m <sup>2</sup>
60x120 / 24"x48"	2,78 pz/m <sup>2</sup>	2,78 pz/m <sup>2</sup>
90x90 / 36"x36"	5 pz/m <sup>2</sup>	5 pz/m <sup>2</sup>

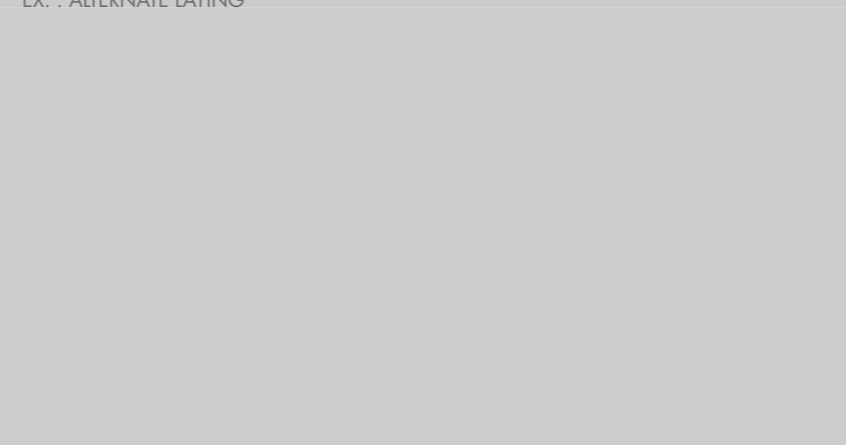
N.B il calcolo tiene conto di un supporto centrale in corrispondenza del lato lungo della piastrella.  
N.B the calculation takes into account a central support at the long side of the tile.

ES. : POSA LINEARE  
EX. : LINEAR LAYING



40x80 cm (16"x32")

ES. : POSA ALTERNATA  
EX. : ALTERNATE LAYING



40x80 cm (16"x32")



DECOR

DECORAZIONE

&

WALL

RIVESTIMENTO



DECOR 234 PLAY  
242 CROSSROAD BRICK

WALL 246 DO UP  
254 DO UP TOUCH  
260 SECRET  
264 GRACE  
272 TRACKS




# PLAY


GRES PORCELLANATO | PORCELAIN TILES

SUPERFICI SURFACES : *naturale* - natural


■  
20x20  
8"x 8"  
▼  
8,5 mm  
▲



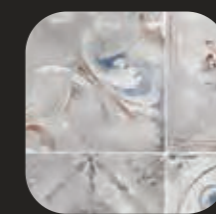
LABYRINTH




CARPET




CLASSIC




RE-USED




OXIDE



EDGE



ETNO



STRING



HERITAGE

PLAY LABYRINTH CLAY



wall  
PLAY RE-USED  
20x20 MIX GREY  
PLAY HERITAGE  
20x20 DARK



wall PLAY CARPET MIX MULTICOLOR 20x20  
INTERNO 9 DARK 160x320  
floor PLAY CARPET MIX MULTICOLOR 20x20  
INTERNO 9 DARK 160x160



# PLAY

## LABYRINTH



20x20  
PLAY LABYRINTH MIX MULTICOLOR  
0003352 nat. F 62,90



20x20  
PLAY LABYRINTH MIX GREY  
0003367 nat. F 62,90



20x20  
PLAY LABYRINTH CLAY  
0003368 nat. F 62,90



20x20  
PLAY LABYRINTH SAGE  
0003369 nat. F 62,90




20x20  
PLAY LABYRINTH COTTO  
0003370 nat. F 62,90




20x20  
PLAY LABYRINTH PEARL  
0003371 nat. F 62,90

## CARPET



20x20  
PLAY CARPET MIX MULTICOLOR  
0003351 nat. F 62,90



20x20  
PLAY CARPET MIX GREY  
0003366 nat. F 62,90

# PLAY

## CLASSIC



20x20  
PLAY CLASSIC MIX MULTICOLOR  
0003474 nat. F 62,90



20x20  
PLAY CLASSIC MIX GREY  
0003475 nat. F 62,90



20x20  
PLAY CLASSIC BROWN  
0003476 nat. F 62,90



20x20  
PLAY CLASSIC SKY  
0003477 nat. F 62,90




20x20  
PLAY CLASSIC SAGE  
0003478 nat. F 62,90

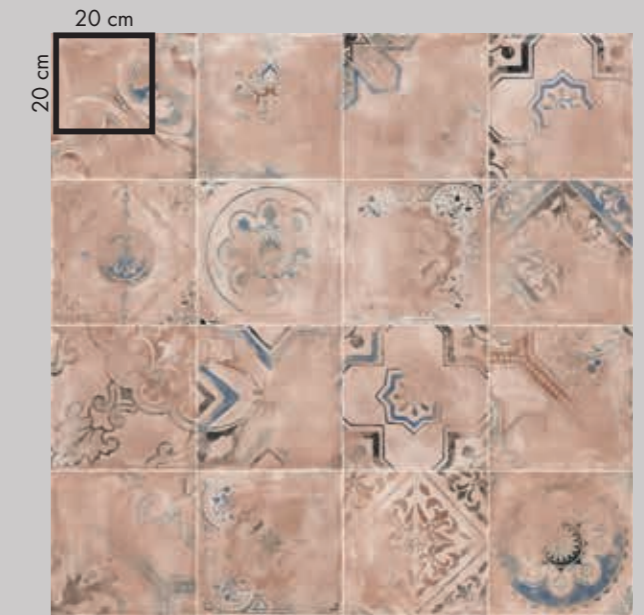


20x20  
PLAY CLASSIC COTTO  
0003479 nat. F 62,90

## RE-USED




20x20  
PLAY RE-USED MIX GREY  
0003480 nat. F 62,90




20x20  
PLAY RE-USED MIX CLAY  
0003481 nat. F 62,90

# PLAY

## OXIDE



20x20  
PLAY OXIDE WHITE  
0003493 nat. F 62,90




20x20  
PLAY OXIDE JADE  
0003494 nat. F 62,90




20x20  
PLAY OXIDE BRONZE  
0003495 nat. F 62,90

# PLAY

## STRING




20x20  
PLAY STRING MIX MULTICOLOR  
0003487 nat. F 62,90




20x20  
PLAY STRING MIX COLD  
0003489 nat. F 62,90

## EDGE




20x20  
PLAY EDGE MIX MULTICOLOR  
0003482 nat. F 62,90

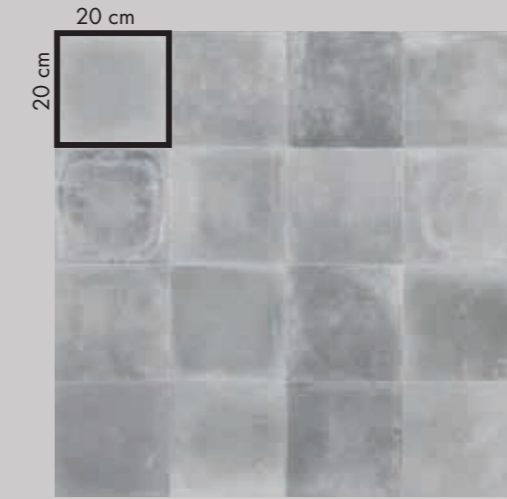


20x20  
PLAY EDGE MIX GREY  
0003483 nat. F 62,90

## HERITAGE




20x20  
PLAY HERITAGE PEARL  
0003554 nat. F 62,90




20x20  
PLAY HERITAGE GREY  
0003496 nat. F 62,90


## ETNO




20x20  
PLAY ETNO MIX PEARL  
0003484 nat. F 62,90



20x20  
PLAY ETNO MIX DARK  
0003486 nat. F 62,90



20x20  
PLAY HERITAGE DARK  
0003497 nat. F 62,90



20x20  
PLAY HERITAGE CLAY  
0003498 nat. F 62,90

### GRES PORCELLANATO PORCELAIN TILES

Classificazione secondo norme UNI EN 14411 (ISO 13006) Allegato G-Gruppo Bla GL  
Classification in accordance with UNI EN 14411 (ISO 13006) Annex G-Group Bla GL



# CROSSROAD BRICK

PASTA BIANCA DA RIVESTIMENTO WHITE BODY WALL TILES

SUPERFICI SURFACES : glossy - glossy

7,5x30  
3"x12"  
8 mm



CROSSROAD BRICK GREY

# CREATIVITÀ A COLORI

## COLOR CREATIVITY

L'accurata selezione delle tonalità crossroad brick, sia in tono che a contrasto con i colori chalk e wood, permette di dare vita a molteplici e sorprendenti possibilità compositive.

The meticulously selected palette of crossroad brick colors includes shades that both coordinate and contrast with the chalk and wood tones, allowing plenty of opportunity for striking and original compositions.

BRICK GREY - SMOKE - COAL / CHALK COAL / WOOD COAL



BRICK BLUE / CHALK SMOKE / WOOD GREY



BRICK CLAY / CHALK GREY / WOOD GREY




BRICK SAGE / CHALK SAND / WOOD SAND



# CROSSROAD BRICK



7,5x30  
BRICK WHITE  
0001337 F 62,90



7,5x30  
BRICK SMOKE  
0001340 F 62,90



7,5x30  
BRICK SAGE  
0001343 F 62,90




7,5x30  
BRICK SAND  
0001338 F 62,90




7,5x30  
BRICK COAL  
0001341 F 62,90



7,5x30  
BRICK CLAY  
0001344 F 62,90



7,5x30  
BRICK GREY  
0001339 F 62,90




7,5x30  
BRICK BLUE  
0001342 F 62,90

0,5x120  4  
MATITA ALLUMINIO  
0000086 PZ 20,90

0,5x120  4  
MATITA ALLUMINIO WHITE  
0000087 PZ 34,90

0,5x120  4  
MATITA ALLUMINIO BLACK  
0000088 PZ 34,90

0,5x120  4  
MATITA ALLUMINIO RAME  
0000556 PZ 34,90

0,5x120  4  
MATITA ALLUMINIO BRONZO  
0000557 PZ 34,90  
(Alluminio - Aluminium)

Articoli realizzati in alluminio per l'uso a parete, adatti a raccordare piastrelle di diverso spessore (9 mm / 7 mm)

Aluminium strip for use between wall tiles of different thicknesses (9 mm / 7 mm)

PASTA BIANCA DA RIVESTIMENTO WHITE BODY WALL TILES

Classificazione secondo norme UNI EN 14411 (ISO 13006) Gruppo BIII GL  
Classification in accordance with UNI EN 14411 (ISO 13006) Group BIII GL



wall CHALK COAL 160x320 - BRICK COAL 7,5x30



DO UP AFFRESCO DARK

DO UP

W&P™

PASTA BIANCA DA RIVESTIMENTO WHITE BODY WALL TILES

SUPERFICI SURFACES : matt - matt



60x120  
24"x 48"



30x120  
12"x 48"

7 mm



COVER  
NEUTRAL



COVER  
TORTORA




COVER  
SABBIA

# DO UP


## COVER




60x120 2  
**DOR3407A** COVER NEUTRAL rett. F 68,90



30x120 4  
**DOR5707O** COVER NEUTRAL rett. F 68,90




60x120 2  
**DOR3447A** COVER SABBIA rett. F 68,90



30x120 4  
**DOR5747O** COVER SABBIA rett. F 68,90



60x120 2  
**DOR3442A** COVER TORTORA rett. F 68,90




30x120 4  
**DOR5742O** COVER TORTORA rett. F 68,90



30x30 4  
**DOR34073** PROG. COVER GEISHA 4 PZ. F 252,90



30x30 4  
**DOR34425** MOS. MINI COVER TORTORA F 252,90



30x30 4  
**DOR34475** MOS. MINI COVER SABBIA F 252,90

# DO UP

## COVER



120x240 1 cp = 2 box  
**DOR34079** DEC. COVER GEISHA 4 PZ. PZ 1.398,90 (prezzo a cp.)




60x120 1  
**DOR34079** DEC. COVER GEISHA PZ 298,90




12,5x120 2  
**DOR34071** ALZATA GESSO rett. PZ 98,90



120x240 1 cp = 2 box  
**DOR34074** PROG. COVER LOVE 4 PZ. PZ 1.398,90 (prezzo a cp.)



60x120 1  
**DOR34082** DEC. COVER CITY PZ 298,90



120x240 1 cp = 2 box  
**DOR34086** PROG. COVER SPRING 4 PZ. PZ 1.398,90 (prezzo a cp.)



60x120 1  
**DOR34080** DEC. COVER SPRING PZ 298,90

\* Articolo predisposto per il contenimento di una fonte luminosa a scomparsa, per un effetto di luce diffusa verso l'alto.

\* Item designed to contain a retractable light source, for an upward diffused light effect.



# DO UP

## MEMORY




60x120 ☞ 2  
\* **DOR3452A** MEMORY SABBIA rett. F 81,90



60x120 ☞ 2  
\* **DOR3457A** MEMORY RUST rett. F 81,90

## REVERSE



60x120 ☞ 2  
\* **DOR3412A** REVERSE EARTH rett. F 81,90




60x120 ☞ 2  
\* **DOR3417A** REVERSE SKY rett. F 81,90



wall MEMORY SABBIA RETT. 60x120 - COVER SABBIA RETT. 60x120  
ALZATA GESSO 12,5x120 - PUNTO LUCE GESSO 12,5x120  
floor DOLPHIN OAK RETT. 20x120

# DO UP


## AFFRESCO



60x120 ☞ 2  
\* **DOR34720** AFFRESCO DARK rett. F 81,90



60x120 ☞ 2  
\* **DOR34670** AFFRESCO LIGHT rett. F 81,90





30x120 ☞ 4  
\* **DOR57720** AFFRESCO DARK rett. F 81,90



30x120 ☞ 4  
\* **DOR57670** AFFRESCO LIGHT rett. F 81,90

## SCRATCH



30x120 ☞ 4  
\* **DOR57620** SCRATCH rett. F 81,90




wall SCRATCH RETT. 30x120  
COVER NEUTRAL RETT. 30x120  
floor INTERNO 9 MUD RETT. 60x60


\* La non perfetta continuità di linee, rilievi o motivi grafici tra piastrelle adiacenti è naturale conseguenza del processo produttivo, pertanto non costituisce un vizio del prodotto.  
Any variations in graphic designs or textures between adjacent tiles are a natural consequence of the manufacturing process and do not constitute a product defect.

# DO UP

## STREET MATT



60x120 ☞ 2  
\*DOR34220 STREET WHITE MATT rett. F 81,90



60x120 ☞ 2  
\*DOR34320 STREET BLACK MATT rett. F 81,90



60x120 ☞ 1  
\*DOR34221 DEC. STREET KID-BELIEVE MATT PZ 298,90



\*60x120 ☞ 2  
\*\*DOR34230 DEC. STREET CLASS BLACK MIX2 (prezzo al pz.) PZ 328,90



60x120 ☞ 1  
\*DOR34222 DEC. STREET KID-NEXT MATT PZ 298,90



60x120 ☞ 1  
\*DOR34223 DEC. STREET KID-WHY MATT PZ 298,90

\*\* Articoli realizzati con metalli preziosi; si consiglia di pulire la superficie senza utilizzare prodotti contenenti sostanze abrasive.  
Items produced with precious metals; do not use products containing abrasive substances to clean the surface.

\* La non perfetta continuità di linee, rilievi o motivi grafici tra piastrelle adiacenti è naturale conseguenza del processo produttivo, pertanto non costituisce un vizio del prodotto.  
Any variations in graphic designs or textures between adjacent tiles are a natural consequence of the manufacturing process and do not constitute a product defect.

# DO UP

## STREET GLOSSY



60x120 ☞ 2  
\*DOR34270 STREET WHITE GLOSSY rett. F 81,90



120x240 ☞ 1 cp = 2 box  
\*DOR34224 PROG. STREET MISS YOU GLOSSY 4 PZ. PZ 1.398,90 (prezzo a cp.)



120x240 ☞ 1 cp = 2 box  
\*DOR34225 PROG. STREET MAXI COLORS GLOSSY 4 PZ. PZ 1.398,90 (prezzo a cp.)

### PASTA BIANCA DA RIVESTIMENTO WHITE BODY WALL TILES

Classificazione secondo norme UNI EN 14411 (ISO 13006) Gruppo B1b  
Classification in accordance with UNI EN 14411 (ISO 13006) Group B1b





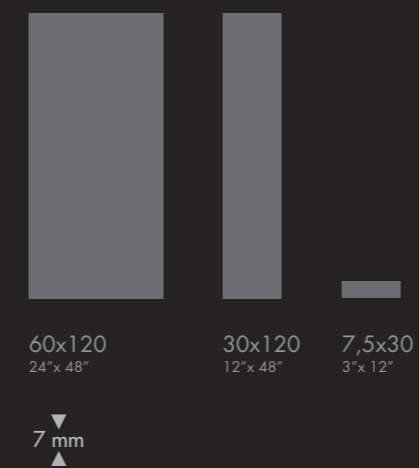
DO UP TOUCH IVORY

# DO UP TOUCH

W&P™


PASTA BIANCA DA RIVESTIMENTO WHITE BODY WALL TILES

SUPERFICI SURFACES : matt - matt / glossy - glossy



# DO UP TOUCH


## WHITE



60x120  2  
 BASE WHITE  
**3DR34050** matt rett. F 68,90




30x120  4  
 BASE WHITE  
**3DR57050** matt rett. F 68,90



7,5x30  20  
 BRICK MIX 4 WHITE  
**3DR34060** matt rett. F 109,90



30x30  4  
 MOS. DYNAMIC WHITE  
**3DR57451** matt rett. F 169,90  
**3DR57501** glossy rett. F 169,90



30x120  4  
 SOFT WHITE  
**3DR57200** matt rett. F 81,90



30x120  4  
 PLISSÉ WHITE  
 \***3DR57300** matt rett. F 81,90  
 \***3DR57350** glossy rett. F 81,90



30x120  4  
 FEEL WHITE  
 \***3DR57450** matt rett. F 81,90  
 \***3DR57500** glossy rett. F 81,90

## GREY



30x120  4  
 BASE GREY  
**3DR57100** matt rett. F 68,90


# DO UP TOUCH


## IVORY




60x120  2  
 BASE IVORY  
**3DR34150** matt rett. F 68,90



30x120  4  
 BASE IVORY  
**3DR57150** matt rett. F 68,90




7,5x30  20  
 BRICK MIX 4 IVORY  
**3DR34160** matt rett. F 109,90




30x30  4  
 MOS. DYNAMIC IVORY  
**3DR57551** matt rett. F 169,90



30x120  4  
 SOFT IVORY  
**3DR57250** matt rett. F 81,90



30x120  4  
 PLISSÉ IVORY  
 \***3DR57400** matt rett. F 81,90



30x120  4  
 FEEL IVORY  
 \***3DR57550** matt rett. F 81,90

### PASTA BIANCA DA RIVESTIMENTO WHITE BODY WALL TILES

Classificazione secondo norme UNI EN 14411 (ISO 13006) Gruppo B11b  
 Classification in accordance with UNI EN 14411 (ISO 13006) Group B11b

\*La non perfetta continuità di linee, rilievi o motivi grafici tra piastrelle adiacenti è naturale conseguenza del processo produttivo, pertanto non costituisce un vizio del prodotto.  
 Any variations in graphic designs or textures between adjacent tiles are a natural consequence of the manufacturing process and donot constitute a product defect.



# SECRET

BICOTTURA IN PASTA BIANCA DOUBLE-FIRED WHITE BODY TILES

SUPERFICI SURFACES : matt - matt



30x75  
12"x30"



33,3x33,3  
13"x13"

▼  
9 mm  
▲


Pavimento coordinato in gres porcellanato  
Coordinating porcelain floor tiles




SOLE




CAPPUCINO



NATURAL



GESSO



TORTORA



NOTTE




MALVA

SECRET TORTORA, NOTTE

# SECRET



30x75 5  
SECRET GESSO  
SCT050 F 48,90




30x75 5  
SECRET TORTORA  
SCT250 F 48,90



3x30 4  
LONDON TORTORA  
SCT252 PZ 13,90




3x3 2  
ANG. LONDON TORTORA  
SCT253 PZ 13,90



30x75 5  
SECRET GESSO OPUS  
SCT051 F 53,90



30x75 5  
SECRET TORTORA OPUS  
SCT251 F 53,90




30x75 5  
SECRET NATURAL  
SCT100 F 48,90



3x30 4  
LONDON NATURAL  
SCT102 PZ 13,90



3x3 2  
ANG. LONDON NATURAL  
SCT103 PZ 13,90




30x75 5  
SECRET NATURAL OPUS  
SCT101 F 53,90




30x75 2  
DEC. LUXURY PERLA  
SCT063 PZ 49,90



30x75 2  
DEC. LUXURY BEIGE  
SCT062 PZ 49,90




30x30 4  
MOSAICO MINI GESSO  
SCT069 PZ 20,90




30x30 4  
MOSAICO MINI TORTORA  
SCT269 PZ 20,90

Pavimento coordinato in gres porcellanato  
Coordinating porcelain floor tiles




33,3x33,3 11  
SECRET TORTORA  
SCT2500 F 48,90

Pavimento coordinato in gres porcellanato  
Coordinating porcelain floor tiles



30x30 4  
MOSAICO MINI NATURAL  
SCT119 PZ 20,90




33,3x33,3 11  
SECRET NATURAL  
SCT1000 F 48,90




90x225 1 cp = 3 box  
PROGETTO FEMALE  
SCT052 PZ 749,90  
(prezzo a cp.)

# SECRET



30x75  5  
SECRET NOTTE  
**SCT300** F 48,90



30x75  5  
SECRET MALVA  
**SCT350** F 48,90



30x75  2  
DEC. OPUS NOTTE  
\***SCT301** PZ 49,90




30x75  2  
DEC. OPUS MALVA  
\***SCT351** PZ 49,90



30x75  2  
DEC. REMAKE FLOWER NOTTE  
**SCT055** PZ 54,90




30x75  2  
DEC. REMAKE FLOWER MALVA  
**SCT053** PZ 54,90




30x75  2  
DEC. REMAKE STRIPES NOTTE  
**SCT056** PZ 54,90





30x75  2  
DEC. REMAKE STRIPES MALVA  
**SCT054** PZ 54,90


\* Articoli realizzati con metalli preziosi; si consiglia di pulire la superficie senza utilizzare prodotti contenenti sostanze abrasive.  
Items produced with precious metals; do not use products containing abrasive substances to clean the surface.

Pavimento coordinato in gres porcellanato  
Coordinating porcelain floor tiles




33,3x33,3  11  
SECRET NOTTE  
**SCT3000** F 48,90




33,3x33,3  11  
SECRET MALVA  
**SCT3500** F 48,90


# SECRET




30x75  5  
SECRET CAPPUCCINO  
**SCT200** F 48,90



30x75  5  
SECRET SOLE  
**SCT150** F 48,90




30x75  2  
DEC. OPUS CAPPUCCINO  
\***SCT201** PZ 49,90



15x75  2  
LIST. ESTATE SOLE MIX 2  
**SCT060** PZ 39,90  
(prezzo cad.)




30x75  3  
DEC. ORIENTE MIX 3  
**SCT061** PZ 54,90  
(prezzo cad.)




 4  
2x30  
FASCIA MICRO ARGENTO  
\***SCT067** PZ 13,90

 4  
2x30  
FASCIA MICRO ORO  
\***SCT066** PZ 13,90

Pavimento coordinato in gres porcellanato  
Coordinating porcelain floor tiles



33,3x33,3  11  
SECRET CAPPUCCINO  
**SCT2000** F 48,90

**BICOTTURA IN PASTA BIANCA** DOUBLE-FIRED WHITE BODY TILES


Classificazione secondo norme UNI EN 14411 (ISO 13006) Gruppo BIII GL  
Classification in accordance with UNI EN 14411 (ISO 13006) Group BIII GL



# GRACE

BICOTTURA IN PASTA BIANCA DOUBLE-FIRED WHITE BODY TILES

SUPERFICI SURFACES : lucido - glossy



▼ 9 mm  
▲  
Pavimento coordinato in gres porcellanato  
Coordinating porcelain floor tiles




GRACE STATUARIO

# GRACE


## AGATA



30x75 5  
GRACE AGATA  
\*GRN53150 F 48,90



30x75 5  
GRACE ELEGANCE AGATA  
\*GRN53151 F 53,90



30x75 2  
DEC. ELEGANCE AGATA  
\*GRN53152 PZ 59,90



30x75 2  
DEC. HOME LINE AGATA  
\*GRN53153 PZ 59,90



30x75 2  
DEC. HOME CROSSING  
\*GRN53154 PZ 59,90




30x75 2  
DEC. ACANTUS AGATA  
\*GRN53155 PZ 59,90



15x75 2  
LIST. ACANTUS AGATA  
\*GRN53156 PZ 33,90




30x30 4  
MOS. CROSS AGATA  
\*GRN53161 F 159,90




2x30 4  
FASCIA MICRO ORO  
\*SCT066 PZ 13,90



5x30 4  
LONDON AGATA  
\*GRN53157 PZ 15,90  
Lato superiore smaltato  
Glazed upper side



2x30 4  
MATITA AGATA  
\*GRN53158 PZ 9,90



15x30 4  
BATTISCOPIA AGATA  
\*GRN53159 PZ 24,90

Pavimento coordinato  
in gres porcellanato  
Coordinating porcelain floor tiles




33,3x33,3 11  
GRACE AGATA  
\*GRN27150 F 48,90

\* Articoli realizzati con metalli preziosi; si consiglia di pulire la superficie senza utilizzare prodotti contenenti sostanze abrasive.  
Items produced with precious metals; do not use products containing abrasive substances to clean the surface.


wall ALABASTRO 30x75 - THEATRE ALABASTRO . THEATRE STATUARIO .  
THEATRE MARFIL . THEATRE PULPIS GRIGIO 30x75 - FASCIA MICRO ORO 2x30.  
Floor ALABASTRO LAPP. EXTRA RETT. 60x60

# GRACE

## STATUARIO




30x75  $\oplus$  5  
GRACE STATUARIO  
GRN53050 F 48,90




30x75  $\oplus$  5  
GRACE ELEGANCE STAT.  
GRN53051 F 53,90




30x75  $\oplus$  2  
DEC. ELEGANCE STAT.  
\*GRN53052 PZ 59,90



30x75  $\oplus$  2  
DEC. HOME LINE STAT.  
\*GRN53053 PZ 59,90



30x75  $\oplus$  2  
DEC. HOME CROSSING STAT.  
\*GRN53054 PZ 59,90



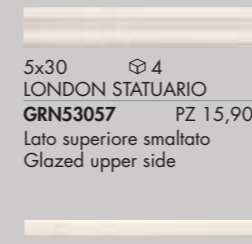

30x75  $\oplus$  5  
THEATRE STATUARIO  
GRN53300 F 53,90



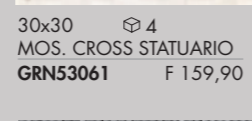
30x75  $\oplus$  2  
DEC. ACANTUS STATUARIO  
\*GRN53055 PZ 59,90



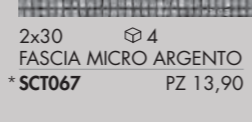
15x75  $\oplus$  2  
LIST. ACANTUS STATUARIO  
GRN53056 PZ 33,90



5x30  $\oplus$  4  
LONDON STATUARIO  
GRN53057 PZ 15,90  
Lato superiore smaltato  
Glazed upper side



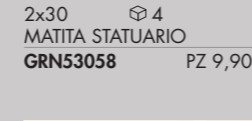
30x30  $\oplus$  4  
MOS. CROSS STATUARIO  
GRN53061 F 159,90



2x30  $\oplus$  4  
FASCIA MICRO ARGENTO  
\*SCT067 PZ 13,90



6,5x30  $\oplus$  4  
LISTELLO VENERE PLATINO  
\*GRN53060 PZ 19,90




2x30  $\oplus$  4  
MATITA STATUARIO  
GRN53058 PZ 9,90



15x30  $\oplus$  4  
BATTISCOPIA STATUARIO  
GRN53059 PZ 24,90

\* Articoli realizzati con metalli preziosi; si consiglia di pulire la superficie senza utilizzare prodotti contenenti sostanze abrasive.  
Items produced with precious metals; do not use products containing abrasive substances to clean the surface.


Pavimento coordinato in gres porcellanato  
Coordinating porcelain floor tiles




33,3x33,3  $\oplus$  11  
GRACE STATUARIO  
GRN27050 F 48,90

# GRACE

## PULPIS GRIGIO




30x75  $\oplus$  5  
GRACE PULPIS GRIGIO  
GRN53200 F 48,90



30x75  $\oplus$  5  
GRACE ELEGANCE PULPIS GRIGIO  
GRN53201 F 53,90



30x75  $\oplus$  2  
DEC. ELEGANCE PULPIS  
\*GRN53202 PZ 59,90



30x75  $\oplus$  2  
DEC. HOME LINE PULPIS  
\*GRN53203 PZ 59,90



30x75  $\oplus$  2  
DEC. HOME CROSSING PULPIS  
\*GRN53204 PZ 59,90



30x75  $\oplus$  5  
THEATRE PULPIS GRIGIO  
GRN53400 F 53,90



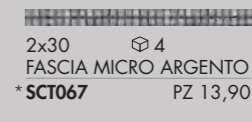
30x75  $\oplus$  2  
DEC. ACANTUS PULPIS  
\*GRN53205 PZ 59,90



15x75  $\oplus$  2  
LIST. ACANTUS PULPIS  
\*GRN53206 PZ 33,90



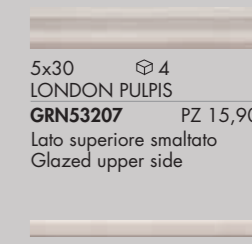
30x30  $\oplus$  4  
MOS. CROSS PULPIS  
GRN53211 F 159,90



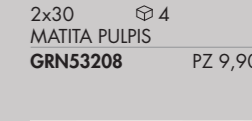
2x30  $\oplus$  4  
FASCIA MICRO ARGENTO  
\*SCT067 PZ 13,90



6,5x30  $\oplus$  4  
LISTELLO VENERE PLATINO  
\*GRN53060 PZ 19,90



5x30  $\oplus$  4  
LONDON PULPIS  
GRN53207 PZ 15,90  
Lato superiore smaltato  
Glazed upper side




2x30  $\oplus$  4  
MATITA PULPIS  
GRN53208 PZ 9,90



15x30  $\oplus$  4  
BATTISCOPIA PULPIS  
GRN53209 PZ 24,90

\* Articoli realizzati con metalli preziosi; si consiglia di pulire la superficie senza utilizzare prodotti contenenti sostanze abrasive.  
Items produced with precious metals; do not use products containing abrasive substances to clean the surface.

Pavimento coordinato in gres porcellanato  
Coordinating porcelain floor tiles




33,3x33,3  $\oplus$  11  
GRACE PULPIS GRIGIO  
GRN27200 F 48,90





# GRACE


## ALABASTRO




30x75  5  
GRACE ALABASTRO  
GRN53100 F 48,90




30x75  5  
GRACE ELEGANCE ALABASTRO  
GRN53101 F 53,90





30x75  2  
DEC. ELEGANCE ALABASTRO  
\*GRN53102 PZ 59,90




30x75  2  
DEC. HOME LINE ALABASTRO  
\*GRN53103 PZ 59,90



30x75  2  
DEC. HOME CROSSING ALAB.  
\*GRN53104 PZ 59,90




30x75  5  
THEATRE ALABASTRO  
GRN53350 F 53,90



30x75  2  
DEC. ACANTUS ALABASTRO  
\*GRN53105 PZ 59,90



15x75  2  
LIST. ACANTUS ALABASTRO  
\*GRN53106 PZ 33,90



30x30  4  
MOS. CROSS ALABASTRO  
GRN53111 F 159,90




2x30  4  
FASCIA MICRO ORO  
\*SCT066 PZ 13,90





6,5x30  4  
LISTELLO VENERE ORO  
\*GRN53110 PZ 19,90




5x30  4  
LONDON ALABASTRO  
GRN53107 PZ 15,90  
Lato superiore smaltato  
Glazed upper side




2x30  4  
MATITA ALABASTRO  
GRN53108 PZ 9,90



15x30  4  
BATTISCOPIA ALABASTRO  
GRN53109 PZ 24,90

\* Articoli realizzati con metalli preziosi; si consiglia di pulire la superficie senza utilizzare prodotti contenenti sostanze abrasive.  
Items produced with precious metals; do not use products containing abrasive substances to clean the surface.


Pavimento coordinato in gres porcellanato  
Coordinating porcelain floor tiles




33,3x33,3  11  
GRACE ALABASTRO  
GRN27100 F 48,90

# GRACE


## MARFIL




30x75  5  
GRACE MARFIL  
GRN53250 F 48,90




30x75  5  
GRACE ELEGANCE MARFIL  
GRN53251 F 53,90



30x75  2  
DEC. ELEGANCE MARFIL  
GRN53252 PZ 59,90




30x75  2  
DEC. HOME LINE MARFIL  
\*GRN53253 PZ 59,90



30x75  2  
DEC. HOME CROSSING MARFIL  
\*GRN53254 PZ 59,90




30x75  5  
THEATRE MARFIL  
GRN53450 F 53,90



30x75  2  
DEC. ACANTUS MARFIL  
\*GRN53255 PZ 59,90



15x75  2  
LIST. ACANTUS MARFIL  
\*GRN53256 PZ 33,90



30x30  4  
MOS. CROSS MARFIL  
GRN53261 F 159,90



2x30  4  
FASCIA MICRO ORO  
\*SCT066 PZ 13,90





6,5x30  4  
LISTELLO VENERE ORO  
\*GRN53110 PZ 19,90




5x30  4  
LONDON MARFIL  
GRN53257 PZ 15,90  
Lato superiore smaltato  
Glazed upper side




2x30  4  
MATITA MARFIL  
GRN53258 PZ 9,90



15x30  4  
BATTISCOPIA MARFIL  
GRN53259 PZ 24,90

\* Articoli realizzati con metalli preziosi; si consiglia di pulire la superficie senza utilizzare prodotti contenenti sostanze abrasive.  
Items produced with precious metals; do not use products containing abrasive substances to clean the surface.

Pavimento coordinato in gres porcellanato  
Coordinating porcelain floor tiles



33,3x33,3  11  
GRACE MARFIL  
GRN27250 F 48,90

BICOTTURA IN PASTA BIANCA DOUBLE-FIRED WHITE BODY TILES

Classificazione secondo norme UNI EN 14411 (ISO 13006) Gruppo BIII GL  
Classification in accordance with UNI EN 14411 (ISO 13006) Group BIII GL



TRACKS WHITE, GREY

# TRACKS

PASTA BIANCA DA RIVESTIMENTO WHITE BODY WALL TILES

SUPERFICI SURFACES : matt - matt



25x75  
10"x30"


10,5 mm



WHITE



GREY




IVORY



SAND


# TRACKS



25x75  7  
TRACKS WHITE  
0000069 F 42,90



25x75  7  
TRACKS GROOVE WHITE  
0000073 F 46,90




25x75  7  
TRACKS GREY  
0000070 F 42,90



25x75  7  
TRACKS GROOVE GREY  
0000074 F 46,90





25x25  4  
TRACKS MOSAICO  
RETTANGOLI WHITE  
0000096 PZ 12,90




25x25  4  
TRACKS MOSAICO  
RETTANGOLI GREY  
0000097 PZ 12,90




25x75  7  
TRACKS IVORY  
0000071 F 42,90




25x75  7  
TRACKS GROOVE IVORY  
0000075 F 46,90



25x75  7  
TRACKS SAND  
0000072 F 42,90



25x75  7  
TRACKS GROOVE SAND  
0000076 F 46,90





25x25  4  
TRACKS MOSAICO  
RETTANGOLI IVORY  
0000098 PZ 12,90




25x25  4  
TRACKS MOSAICO  
RETTANGOLI SAND  
0000099 PZ 12,90

# TRACKS





5x30  4  
FASCIA ESSENZE MIX  
\*19R03053 PZ 21,90  
(Legno - Wood)





4x30  4  
FASCIA ARDESIA GRIGIO  
\*RER09204 rett. PZ 20,90  
(Pietra naturale - Natural stone)




4x30  4  
FASCIA ARDESIA BRONZO  
\*RER09054 rett. PZ 20,90  
(Pietra naturale - Natural stone)




1,5x30  4  
FASCIA VETRO ORO  
R1R03106 PZ 22,90





1,5x30  4  
FASCIA VETRO BRONZO  
R1R03157 PZ 22,90





1,5x30  4  
FASCIA VETRO PLATINO  
R1R03207 PZ 22,90  
(Vetro e metalli preziosi - Glass and precious metals)


\* Art. realizzati con materiali naturali: vedi indicazioni per posa e pulizia a pag. 309 dell' area tecnica.  
Items produced with natural materials: check the technical area at page 309.

0,5x120  4  
MATITA ALLUMINIO  
0000086 PZ 20,90

0,5x120  4  
MATITA ALLUMINIO WHITE  
0000087 PZ 34,90

0,5x120  4  
MATITA ALLUMINIO BLACK  
0000088 PZ 34,90

0,5x120  4  
MATITA ALLUMINIO RAME  
0000556 PZ 34,90

0,5x120  4  
MATITA ALLUMINIO BRONZO  
0000557 PZ 34,90  
(Alluminio - Aluminium)

Articoli realizzati in alluminio per l'uso a parete, adatti a raccordare piastrelle di diverso spessore (9 mm / 7 mm)  
Aluminium strip for use between wall tiles of different thicknesses (9 mm / 7 mm)



wall SAND 25x75 - IVORY 25x75 - GROOVE IVORY 25x75 - FASCIA ESSENZE MIX 5x30  
floor DOLPHIN OAK RETT. 20x120

# SOLUTIONS

GRES PORCELLANATO PAVIMENTI E RIVESTIMENTI  
FLOOR & WALL PORCELAIN TILES

- 277 LEVEL
- 280 FACTORY
- 282 MELT
- 284 ROCKS
- 286 ECHO CHIC
- 288 ZANZIBAR

# LEVEL




LEVEL BLACK

GRES PORCELLANATO A MASSA COLORATA FULL BODY COLORED PORCELAIN TILES

Classificazione secondo norme UNI EN 14411 (ISO 13006) Allegato G-Gruppo B  
Classification in accordance with UNI EN 14411 (ISO 13006) Annex G-Group B

R 10

PEZZI SPECIALI / SPECIAL TRIMS

		LEVEL IVORY	LEVEL GREY	LEVEL SILVER	LEVEL BLACK
	BATTISCOPA 6,5x60,4 PZ 7,90 ⊕ 10	LEN01051	LEN01151	LEN01101	LEN01201

# LEVEL


## IVORY

60,4x60,4 nat.	<b>LEN01050</b>	F 33,90
60x60 rett.	<b>LER0105A</b>	F 40,90
30x60,4 nat.	<b>LEN03050</b>	F 31,90
30x60 rett.	<b>LER0305A</b>	F 38,90



30x30 4  
MOS. BRICK LEVEL IVORY/GREY  
**LER09052** rett. PZ 17,90

9 mm



# LEVEL

## SILVER

60,4x60,4 nat.	<b>LEN01100</b>	F 33,90
60x60 rett.	<b>LER0110A</b>	F 40,90
30x60,4 nat.	<b>LEN03100</b>	F 31,90
30x60 rett.	<b>LER0310A</b>	F 38,90



30x30 4  
MOS. BRICK LEVEL SILVER/BLACK  
**LER09102** rett. PZ 17,90

9 mm



## GREY

60,4x60,4 nat.	<b>LEN01150</b>	F 33,90
60x60 rett.	<b>LER0115A</b>	F 40,90
30x60,4 nat.	<b>LEN03150</b>	F 31,90
30x60 rett.	<b>LER0315A</b>	F 38,90



30x30 4  
MOS. BRICK LEVEL IVORY/GREY  
**LER09052** rett. PZ 17,90

9 mm




## BLACK

60,4x60,4 nat.	<b>LEN01200</b>	F 33,90
60x60 rett.	<b>LER0120A</b>	F 40,90
30x60,4 nat.	<b>LEN03200</b>	F 31,90
30x60 rett.	<b>LER0320A</b>	F 38,90



30x30 4  
MOS. BRICK LEVEL SILVER/BLACK  
**LER09102** rett. PZ 17,90

9 mm



## DECORI / DECORATIVE

	LEVEL IVORY	LEVEL GREY	LEVEL SILVER	LEVEL BLACK
	<b>LER09051</b>	<b>LER09151</b>	<b>LER09101</b>	<b>LER09201</b>
MOS. QUADRETTI 30x30 F 101,90  6				

# FACTORY




**GRES PORCELLANATO A MASSA COLORATA** FULL BODY COLORED PORCELAIN TILES

Classificazione secondo norme UNI EN 14411 (ISO 13006) Allegato G-Gruppo B1a  
 Classification in accordance with UNI EN 14411 (ISO 13006) Annex G-Group B1a

R10

## PEZZI SPECIALI / SPECIAL TRIMS

		FACTORY TAUPE	FACTORY IVORY	FACTORY SILVER
	BATTISCOPA RETT. 5,5x60 PZ 7,90 $\oplus$ 10	0001284	0001286	0001287

# FACTORY

## TAUPE

60x60 rett.	0001141	F 35,90
30x60 rett.	0001145	F 35,90

## IVORY

60x60 rett.	0001143	F 35,90
30x60 rett.	0001147	F 35,90

## SILVER

60x60 rett.	0001144	F 35,90
30x60 rett.	0001148	F 35,90

9 mm



9 mm



9 mm



# MELT




MELT FOG

**GRES PORCELLANATO A MASSA COLORATA** FULL BODY COLORED PORCELAIN TILES

Classificazione secondo norme UNI EN 14411 (ISO 13006) Allegato G-Gruppo B1a  
 Classification in accordance with UNI EN 14411 (ISO 13006) Annex G-Group B1a

R10

PEZZI SPECIALI / SPECIAL TRIMS

	MELT IVORY	MELT ASH	MELT FOG
 BATTISCOPA 5,5x60 PZ 7,90 $\oplus$ 10	<b>0001288</b>	<b>0001289</b>	<b>0001290</b>

# MELT

## IVORY

60x60 rett.	<b>0001149</b>	F 35,90
30x60 rett.	<b>0001153</b>	F 35,90


9 mm



## ASH

60x60 rett.	<b>0001150</b>	F 35,90
30x60 rett.	<b>0001154</b>	F 35,90


9 mm



## FOG

60x60 rett.	<b>0001151</b>	F 35,90
30x60 rett.	<b>0001155</b>	F 35,90

9 mm



# ROCKS



ROCKS TAUPE

**GRES PORCELLANATO A MASSA COLORATA** FULL BODY COLORED PORCELAIN TILES

Classificazione secondo norme UNI EN 14411 (ISO 13006) Allegato G-Gruppo Bla  
 Classification in accordance with UNI EN 14411 (ISO 13006) Annex G-Group Bla

R 11

# ROCKS

TAUPE

30x60 nat.	<b>0001159</b>	F 27,90
------------	----------------	---------

9 mm



30x60

GREY

30x60 nat.	<b>0001157</b>	F 27,90
------------	----------------	---------

9 mm



30x60

PEZZI SPECIALI / SPECIAL TRIMS		ROCKS TAUPE	ROCKS GREY
	BATTISCOPA 6,5x60 PZ 7,90  10	<b>0001294</b>	<b>0001292</b>
	ELEMENTO L 15x30x4 PZ 14,90  4	<b>0002355</b>	<b>0002354</b>



# ECO-CHIC








**GRES PORCELLANATO A MASSA COLORATA** FULL BODY COLORED PORCELAIN TILES

Classificazione secondo norme UNI EN 14411 (ISO 13006) Allegato G-Gruppo Bla  
 Classification in accordance with UNI EN 14411 (ISO 13006) Annex G-Group Bla

R 10

PEZZI SPECIALI / SPECIAL TRIMS

				
	ALMOND 0004946	NATURALE 0004947	AVANA 0004948	BROWN 0004949

# ECO-CHIC

ALMOND

20x120 RETT. 0004938 F 53,90


9 mm



NATURALE

20x120 RETT. 0004939 F 53,90


9 mm



AVANA

20x120 RETT. 0004940 F 53,90


9 mm



BROWN

20x120 RETT. 0004941 F 53,90

9 mm



# ZANZIBAR



ZANZIBAR SABBIA CHIARO + SABBIA SCURO



## GRES PORCELLANATO PORCELAIN TILES

Classificazione secondo norme UNI EN 14411 (ISO 13006) Allegato G-Gruppo BIa GL  
Classification in accordance with UNI EN 14411 (ISO 13006) Annex G-Group BIa GL



## BICOTTURA IN PASTA BIANCA DOUBLE-FIRED WHITE BODY TILES


Classificazione secondo norme UNI EN 14411 (ISO 13006) Gruppo BIII GL  
Classification in accordance with UNI EN 14411 (ISO 13006) Group BIII GL

PEZZI SPECIALI / SPECIAL TRIMS	SABBIA CHIARO	SABBIA SCURO	GRIGIO CHIARO	GRIGIO SCURO
 BULLNOSE 10x50 PZ 12,90 ⊕ 18	ZA401	ZA451	ZA501	ZA551
 BATTISCOPIA 8x33,3 PZ 3,90 ⊕ 18	ZA6001	ZA6501	ZA6051	ZA6551

# ZANZIBAR

## SABBIA CHIARO

33,3x33,3    **ZA6000C**    F 31,90



33,3x33,3 ⊕ 5  
MOS. QUADRETTI SABBIA CHIARO  
**ZA6010**    PZ 16,90



2x33,3 ⊕ 12  
\*FASCIA SENSI SABBIA/OCRA  
**ZA6015**    PZ 22,90

\* Coordinato da pavimento realizzato in pietra naturale e alluminio, ogni pezzo é unico e irripetibile.  
Floor coordinated tile made by combining the use of aluminum and natural stone. Every single piece turns out to be different and unique.


9 mm



33,3x33,3

## SABBIA SCURO

33,3x33,3    **ZA6500C**    F 31,90



33,3x33,3 ⊕ 5  
MOS. QUADRETTI SABBIA SCURO  
**ZA6510**    PZ 16,90



33,3x33,3 ⊕ 6  
MOS. BRICK SABBIA SCURO  
**ZA6511**    PZ 14,90

9 mm



33,3x33,3

# ZANZIBAR

## GRIGIO CHIARO

33,3x33,3    **ZA6050C**    F 31,90



33,3x33,3    5  
MOS. QUADRETTI GRIGIO CHIARO  
**ZA6060**    PZ 16,90



33,3x33,3    6  
MOS. BRICK GRIGIO CHIARO  
**ZA6061**    PZ 14,90

9 mm



## GRIGIO SCURO

33,3x33,3    **ZA6550C**    F 31,90



33,3x33,3    5  
MOS. QUADRETTI GRIGIO SCURO  
**ZA6560**    PZ 16,90



33,3x33,3    6  
MOS. BRICK GRIGIO SCURO  
**ZA6561**    PZ 14,90



2x33,3    12  
\* FASCIA SENSI GRIGIA  
**ZA6065**    PZ 22,90

9 mm



# ZANZIBAR

BICOTTURA IN PASTA BIANCA DOUBLE-FIRED WHITE BODY TILES

7 mm



20x50    17  
ZANZIBAR SABBIA CHIARO  
**ZA100**    F 36,90



20x50    17  
ZANZIBAR SABBIA SCURO  
**ZA150**    F 36,90



20x50    6  
FASCIA ODALISCA SABBIA/OCRA  
\* **ZA115**    PZ 41,90




2,5x25    12  
LISTELLO REEF SABBIA/GRIGIO  
**ZA101**    PZ 14,90



3x50    12  
LISTELLO ODALISCA SABBIA/OCRA  
\* **ZA116**    PZ 14,90




20x50    12  
FORO ZANZIBAR SABBIA  
**ZA120**    PZ 8,90



5x20    12  
LIST. ZANZIBAR SABBIA (vetro - glass)  
**ZA122**    PZ 25,90



20x50    17  
ZANZIBAR TEXTURE SABBIA  
**0005052**    F 40,90




20x50    17  
ZANZIBAR GRIGIO CHIARO  
**ZA200**    F 36,90



20x50    17  
ZANZIBAR GRIGIO SCURO  
**ZA250**    F 36,90




20x50    6  
FASCIA ODALISCA GRIGIO  
\* **ZA215**    PZ 41,90



2,5x25    12  
LISTELLO REEF SABBIA/GRIGIO  
**ZA101**    PZ 14,90




3x50    12  
LISTELLO ODALISCA GRIGIO  
\* **ZA216**    PZ 14,90



20x50    12  
FORO ZANZIBAR GRIGIO  
**ZA220**    PZ 8,90



5x20    12  
LIST. ZANZIBAR GRIGIO (vetro - glass)  
**ZA222**    PZ 25,90



5x50    12  
LISTELLO ATOLLI GRIGIO  
\* **ZA205**    PZ 41,90

5x10    12  
TOZZ. ZANZIBAR GRIGIO (vetro - glass)  
**ZA221**    PZ 18,90

2,5x50    12  
CORDONE ATOLLI GRIGIO  
\* **ZA206**    PZ 28,90



20x50    17  
ZANZIBAR TEXTURE GRIGIO  
**0005053**    F 40,90

\* Coordinato da pavimento realizzato in pietra naturale e alluminio, ogni pezzo é unico e irripetibile. Floor coordinated tile made by combining the use of aluminum and natural stone. Every single piece turns out to be different and unique.

\* Si consiglia di pulire la superficie senza utilizzare prodotti contenenti sostanze abrasive per non alterare la brillantezza del metallo prezioso. Do not use products containing abrasive substances to clean the decorative element so as not to affect the shine of the precious metal.

# HARDKOLL

**COLLANTI E SIGILLANTI PER L'EDILIZIA**  
**BUILDING ADHESIVES AND SEALANTS**

295 COLLANTI PER L'EDILIZIA  
BUILDING ADHESIVES  
297 SIGILLANTI COORDINATI  
COORDINATED GROUT SEALANTS

Entrata a far parte del Gruppo ABK nel 2015, Hardkoll è un'industria chimica specializzata nello sviluppo e nella produzione di soluzioni per l'edilizia che vuole porsi sul mercato come un partner attento in grado di fornire soluzioni complete per il mondo edile.

Ordinare Hardkoll oggi significa:

- avere a disposizione una gamma di prodotti sviluppati appositamente per le collezioni ABK che ne garantiscono il miglior risultato tecnico ed estetico
- includere i prodotti Hardkoll insieme ai materiali ABK in un unico ordine e un'unica fatturazione
- convenienza nei costi di trasporto: i prodotti Hardkoll potranno essere caricati unitamente ai prodotti ABK presso lo stesso magazzino logistico
- assistenza tecnica specializzata
- prodotti certificati che coprono tutte le casistiche di posa

## COLLANTI PER EDILIZIA

Gli adesivi edilizi sono un insieme di sostanze naturali o sintetiche, che, opportunamente applicate, sono capaci di far aderire fra loro superfici di materiali uguali o diversi.

L'azione degli adesivi deriva da fattori interni (composizione, proprietà chimiche delle sostanze utilizzate) ed esterni (condizioni atmosferiche – ambiente umido/asciutto – materiali da incollare – ceramica/pietra naturale/ricomposti – supporto sul quale incollare – massetto/ moquette/laminato – destinazione finale – pavimento/rivestimento/interni/esterni): tali fattori ne determinano la composizione chimica e dunque le differenti tipologie. In generale possiamo affermare che ciascuno di essi viene identificato con una lettera ed un numero in progressione, che ne determina l'upgrade di prestazione: sono tutti universalmente validi.

C1: collante a base cementizia, basico (per materiale ceramico poroso/assorbente o bicottura).

C2: collante a base cementizia migliorato (per materiali ceramici non assorbenti).

F: collante a presa rapida (fast). E' utilizzato per esempio in condizioni di cantiere particolari e in tutte quelle situazioni che richiedono rapidità di intervento.

T: il collante ha un comportamento fixotropico (ovvero antiscivolo: dunque particolarmente apprezzato per la posa su parete di materiali di grandi formati e/o spessori maggiorati).

E: tempo aperto allungato (extended) ovvero il tempo massimo entro il quale il materiale può essere posato dopo l'applicazione dell'adesivo.

S1: il collante è deformabile (stretchy) ovvero ammortizza le tensioni termiche delle piastrelle e della superficie di posa senza danneggiare la superficie installata.

S2: variante migliorata della precedente.

Tutte queste caratteristiche possono coesistere e combinarsi fra loro, dando vita a variegate tipologie.

Il collante è l'ultimo strato prima del materiale scelto per la pavimentazione (legno, materiale ceramico, pietra naturale, etc) e contribuisce alla solidità del pavimento stesso: bisogna dunque non solo applicarlo con cura ma anche e soprattutto scegliere la tipologia idonea al materiale e al cantiere.

As part of the ABK Group since 2015, Hardkoll is a chemical manufacturer qualified in the development and production of building solutions. Hardkoll aims to be a reliable partner able to supply complete systems for buildings.

Today, placing an order of Hardkoll products means:

- A wide range of products specifically developed on ABK collections, guaranteeing the best technical and aesthetic result
- One loading and one invoice together with ABK materials
- Transport costs convenience: Hardkoll products can be loaded together with ABK products at the same logistic warehouse
- Technical support
- Certified products for all laying solutions

## BUILDING ADHESIVES

Building adhesives are a mix of chemicals or natural substances providing or promoting adhesion.

Adhesives strength is depending on 2 different features: internal (chemical composition and chemical properties of the substances) and external (weather conditions - damp/dry room – materials to glue – ceramics/quarry stones/wood-rest where materials have to be glued - screed/ carpet/ laminate – end use – floor/wall,interiors/exteriors). All these set out the chemical composition and the varieties. The different kind of binding materials are identified by an alphabetical letter and a progressive number, specifying the upgrading performance.

C1: cement glue (for absorbing ceramic materials).

C2: improved cement glue (for not absorbing ceramic materials).

F: fast glue (usually less than 30 minutes); used whenever and wherever fast action is required, even during winter in order to prevent the freezing of the water.

T: fixotropic glue, i.e. antigrip (used for big sizes or extra thick wallcoverings).

E: open extended time (maximum time limit to fix down the material after the adhesive film application).

S1: stretchy glue i.e. thermal and shock absorber .

S2: highly stretchy glue (improved S1 glue).

All these, can be mixed together, giving out several types in return.

Binding materials are the last layer before tiles and support the firmness of the floor itself: it is crucial to select the proper one and to apply them properly.

## COLLANTI PER EDILIZIA / BUILDING ADHESIVES

Hardkoll consiglia: / Hardkoll suggests:



**BAUEXTRA:** classificazione C1TE ideale per la mono e bicottura fino a ca. 40x40 cm anche in parete.

**BAUEXTRA:** C1TE special for single and double fired and wall tiles till up 40x40 cm.

<b>BAUEXTRA</b>			
BIANCO/WHITE	<b>AD110M</b>	€ 0,59/kg	
GRIGIO/GREY	<b>AD100M</b>	€ 0,56/kg	

**Per formati piccoli**  
For small sizes



**BAUFLEX:** classificazione C2TE idoneo per la posa di qualsiasi formato di gres, anche in sovrapposizione di piastrelle preesistenti.

**BAUFLEX:** C2TE suggested for fine stone porcelainware, even for overlapping in case of existing floor.

<b>BAUFLEX</b>			
BIANCO/WHITE	<b>AD200M</b>	€ 1,03/kg	
GRIGIO/GREY	<b>AD210M</b>	€ 1,01/kg	

**Per tutti i formati**  
For all sizes



**BAUFLEX MAXI S1:** classificazione C2TES1, grazie alla dimensione maggiorata del granello, è ideale per i materiali di spessore maggiorato da esterno (20 mm)

**BAUFLEX MAXI S1:** C2TES1 suggested for special thick materials for outdoors (20 mm)

<b>BAUFLEX MAXI S1</b>			
BIANCO/WHITE	<b>AD260M</b>	€ 1,24/kg	
GRIGIO/GREY	<b>AD280M</b>	€ 1,17/kg	

**Per spessorati da esterno**  
For outdoor thick materials



**+30:** classificazione C2TES1, ideale per la posa di piastrelle ceramiche di grande formato e/o basso spessore: la sua formula permette una resa del 30% maggiore rispetto agli altri adesivi equivalenti.

**+30:** C2TES1: suggested for laying extra thin big ceramic slabs; the enriched formula allows a 30% better performance compared to other equivalent adhesives.

<b>+30</b>			
BIANCO/WHITE	<b>AD330M</b>	€ 1,29/kg	
GRIGIO/GREY	<b>AD331M</b>	€ 1,17/kg	

**Per grandi formati e/o basso spessore**  
For extra thin big ceramics slabs



**BAULITE S2:** classificazione C2TES2, grazie alla nanotecnologia utilizzata, con un sacco di 15 kg si riesce a posare lo stesso quantitativo di materiale rispetto ad un sacco tradizionale (25 kg).

**BAULITE S2:** C2TES2 thanks to the nanotechnology, a 15 kg bag ensures the same performance of a 25 kg bag.

<b>BAULITE S2</b>			
BIANCO/WHITE	<b>AD340M</b>	€ 2,64/kg	
GRIGIO/GREY	<b>AD341M</b>	€ 2,46/kg	



**BAURAPID:** classificazione C2FTS1, si tratta di un collante a presa rapida già calpestabile dopo 5 ore.

**BAURAPID:** C2FTS1 a fast adhesive ready already 5 hours after the first application.

<b>BAURAPID</b>			
GRIGIO/GREY	<b>AD240M</b>	€ 1,27/kg	



**BAUPRIMERGRIP:** primer che migliora l'adesione di adesivi, rasanti e autolivellanti cementizi su supporti difficili e poco assorbenti.

**BAUPRIMERGRIP:** primer improving the adhesion of adhesives, plasters and self-leveling on not absorbing supports.

<b>BAUPRIMERGRIP</b>			
	<b>AT1212</b>	€ 10,56/kg	

## STUCCO PER FUGHE

Lo stucco è un sigillante riempitivo per fughe e può essere più o meno idrorepellente e a base o cementizia o epossidica. CG2: a base cementizia migliorata, ad elevata resistenza all'abrasione e basso assorbimento di acqua. RG: a base epossidica, ad elevata resistenza all'abrasione.

## GROUT SEALANT

Grout is a joint filling seal and can be waterproof and cement or epoxy based. CG2: improved cement based grout, abrasion resistant and water low absorption. RG: high abrasion resistance and epoxy based.



**KROMOS 08:** ideale per fughe sottili, materiali rettificati; presenta una finitura particolarmente liscia.  
**KROMOS 08:** smooth thin grout for rectified tiles.



**BAUPOXI HD10:** stucco a base epossidica, totalmente non assorbente, evita la formazione di muffe e batteri, ideale per ambienti molto umidi (bagni, cucine, piscine, etc).  
**BAUPOXI HD10:** epoxy waterproof grout, not absorbing, avoiding mould and bacterium, special suggested for very wet areas (pools, bathrooms, kitchens, ect).

## KROMOS 08

\* = 2,23 €/kg  
\*\* = 2,50 €/kg  
\*\*\* = 2,72 €/kg

## BAUPOXI HD10

BIANCO/WHITE € 15,83/kg  
COLORATO/COLORED € 14,66/kg

Kromos 08 e BauPoxy HD10 presentano oggi una nuova gamma di cromie sviluppate appositamente per i materiali ABK, assicurando così un'eccellente resa estetica. Kromos 08 and BauPoxy HD10 introduce a new colour range specifically developed for ABK products, ensuring an excellent final look.

BIANCO	KROMOS SI124B **	ARDESIA	KROMOS SI152B ***	TORTORA	KROMOS SI153B ***
	BAUPOXI PP124P		BAUPOXI PP152P		BAUPOXI PP153P
GRIGIO LUCE	KROMOS SI120B *	ANTRACITE	KROMOS SI122B *	NOCCIOLA	KROMOS SI143B ***
	BAUPOXI PP120P		BAUPOXI PP122P		BAUPOXI PP143P
PERLA	KROMOS SI150B ***	NERO	KROMOS SI140B **	AVANA	KROMOS SI154B ***
	BAUPOXI PP150P		BAUPOXI PP140P		BAUPOXI PP154P
MANHATTAN	KROMOS SI123B *	AVORIO	KROMOS SI126B **	TABACCO	KROMOS SI133B ***
	BAUPOXI PP123P		BAUPOXI PP126P		BAUPOXI PP133P
BETULLA	KROMOS SI151B ***	JASMIN	KROMOS SI125B **	MARRONE	KROMOS SI134B ***
	BAUPOXI PP151P		BAUPOXI PP125P		BAUPOXI PP134P
CEMENTO	KROMOS SI121B *	BAHAMA BEIGE	KROMOS SI129B **	NOCE	KROMOS SI155B ***
	BAUPOXI PP121P		BAUPOXI PP129P		BAUPOXI PP155P

## IMPERMEABILIZZANTE

L'impermeabilizzante è una guaina che si posa sopra il massetto allo scopo di proteggerlo dall'acqua: per la sua stesura è necessario che il sottofondo sia perfettamente asciutto.

## SEALING

Sealing is a film that has to be fixed on the concrete to protect it from water; it has to be used on backgrounds perfectly dried.



**BAU820 (A+B):** utilizzabile quando il massetto, stagionato, presenta condizioni di umidità superficiale, e in presenza di temperature rigide.  
**BAU820 (A+B):** It can be used when the concrete is not completely dried and/or in case of cold temperature.

**BAU820 (A+B)**  
BIANCO 18 KG PP010N € 5,28/kg



**BAUNET:** soluzione per la pulizia di piastrelle e giunti cementizi  
**BAUNET:** cleaning solution for tiles and groutings

**BAUNET**  
5L AT1302 € 3,05/kg  
1L x 12 AT1301 € 4,10  
1KG x 12 AP1301 € 11,14

## HARDKOLL SIGILLANTI COORDINATI PER FUGHE / COORDINATED GROUT SEALANTS

COLLEZIONE COLLECTION	COLORE COLOUR	CODICE SIGILLANTE SEALANT CODE	COLLEZIONE COLLECTION	COLORE COLOUR	CODICE SIGILLANTE SEALANT CODE		
ALPES	Lead	SI121B kromos cemento	LAB325	Pearl	SI150B kromos perla		
	ALPES RAW	Grey		SI150B kromos perla	Ash	SI150B kromos perla	
		Ivory		SI120B kromos grigio luce	Taupe	SI150B kromos perla	
		Sand		SI120B kromos grigio luce	Pepper	SI122B kromos antracite	
CROSSROAD	White	SI124B kromos bianco	NATIVE	Ebony	SI122B kromos antracite		
CHALK/WOOD	Sand	SI150B kromos perla		Forest	SI122B kromos antracite		
	Grey	SI150B kromos perla		Ash	SI150B kromos perla		
	Smoke	SI152B kromos ardesia		Red	SI152B kromos ardesia		
	Coal	SI140B kromos nero	Fog	SI152B kromos ardesia			
	Amber	SI143B kromos nocciola	NEST	Beige	SI150B kromos perla		
Tan	SI151B kromos betulla	Oak		SI150B kromos perla			
DOCKS	Silver	SI150B kromos perla		Taupe	SI150B kromos perla		
	Grey	SI152B kromos ardesia		Blue	SI121B kromos cemento		
	Black	SI122B kromos antracite	PETRAIA	Rosso	SI121B kromos cemento		
	White	SI120B kromos grigio luce		Rosso	SI122B kromos antracite		
	Bone	SI153B kromos tortora		Cotto	SI121B kromos cemento		
Warm	SI123B kromos manhattan	Ocra		SI121B kromos cemento			
DOLPHIN	Grey	SI123B kromos manhattan	Beige	SI129B kromos bahama beige			
	Moon	SI123B kromos manhattan	Almond	SI129B kromos bahama beige			
	Milk	SI153B kromos tortora	RE-WORK	Multi Fog	SI150B kromos perla		
	Coal	SI122B kromos antracite		Multi Beige	SI153B kromos tortora		
	Oak	SI152B kromos ardesia		Single 2 White	SI120B kromos grigio luce		
	Clay	SI154B kromos avana		Single 2 Grey	SI152B kromos ardesia		
	DOWNTOWN	Ash		SI123B kromos manhattan	Single 3 Silver	SI150B kromos perla	
		Ecru	SI153B kromos tortora	Single 3 Black	SI122B kromos antracite		
		Earth	SI121B kromos cemento	SENSI UP	Statuario Apuano	SI124B kromos bianco	
		Ivory	SI120B kromos grigio luce		SENSI WIDE	Onice beige	SI120B kromos grigio luce
Graphite		SI122B kromos antracite	SENSI			Pietra Grey	SI140B kromos nero
FOSSIL	Brown	SI123B kromos manhattan				Statuario Ultra	SI124B kromos bianco
	Beige	SI153B kromos tortora				Arabesque Silver	SI150B kromos perla
	Light Grey	SI120B kromos grigio luce		Calacatta Gold		SI124B kromos bianco	
	Cream	SI126B kromos avorio		Sahara Cream	SI120B kromos grigio luce		
	Blue	SI123B kromos manhattan	Invisible Pearl	SI150B kromos perla			
GENT	Dark	SI121B kromos cemento	Breccia Melange	SI124B kromos bianco			
	Blue	SI150B kromos perla	Statuario Versilia	SI124B kromos bianco			
	Ash	SI120B kromos grigio luce	Grand Antique	SI120B kromos grigio luce			
	Rope	SI120B kromos grigio luce	Marquina Select	SI140B kromos nero			
GHOST	Ivory	SI150B kromos perla	Calacatta Select	SI124B kromos bianco			
	Rope	SI150B kromos perla	Statuario White	SI124B kromos bianco			
	Grey	SI150B kromos perla	SOLERAS	Naturale	SI153B kromos tortora		
	Taupe	SI122B kromos antracite		Beige	SI153B kromos tortora		
	Sage	SI150B kromos perla		Avana	SI154B kromos avana		
Clay	SI150B kromos perla	Bianco		SI120B kromos grigio luce			
Jade	SI121B kromos cemento	Grigio		SI123B kromos manhattan			
GRACE	Alabastro	SI120B kromos grigio luce	Antracite	SI152B kromos ardesia			
	Marfil	SI129B kromos bahama beige	UNIKA	Cream	SI120B kromos grigio luce		
	Pulpis Grigio	SI120B kromos grigio luce		Ecru	SI123B kromos manhattan		
	Statuario	SI120B kromos grigio luce		Bronze	SI121B kromos cemento		
INTERNO 9	Rust	SI152B kromos ardesia		Grey	SI150B kromos perla		
	Silver	SI121B kromos cemento		Smoke	SI152B kromos ardesia		
	Dark	SI122B kromos antracite					
	Pearl	SI120B kromos grigio luce					
	Mud	SI121B kromos cemento					
	Dune	SI123B kromos manhattan					

# TECH

INFORMAZIONI TECNICHE  
TECHNICAL INFORMATION



300	WIDE
305	GRADONE JOLLY
306	AUTOLEVELING e INSTA-TILE
308	W&P
309	CONSIGLI DI POSA E PULIZIA / INSTALLATION AND CLEANING ADVICE
313	CARATTERISTICHE TECNICHE / TECHNICAL CHARACTERISTICS
315	ECOSOSTENIBILITA' / ECO-SUSTAINABILITY
315	GUIDA ALLA CONSULTAZIONE / CONSULTATION GUIDE
316	CONDIZIONI GENERALI DI VENDITA / GENERAL SALES TERMS AND CONDITIONS
321	IMBALLI / PACKAGING

# WIDE

SUPERSIZE SLABS

## CERAMIC R-EVOLUTION

Il progetto WIDE ABK parte dalla rivoluzionaria tecnologia produttiva CONTINUA+, che permette di produrre lastre in gres porcellanato robuste e leggere allo stesso tempo, grazie allo spessore ridotto di 6 e 7 mm, fino alla dimensione record di 160x320 cm. Il nuovo sistema di pressatura prevede la compattazione a secco delle materie prime e consente di ottenere superfici particolarmente apprezzabili sia per la qualità estetica che per le performance tecniche.

ABK's WIDE collection consists of tough yet lightweight porcelain slabs with a thickness of just 6 and 7 mm and a record size of 160x320 cm produced using the revolutionary CONTINUA+ technology. The new pressing system involves dry compaction of raw materials and is able to produce surfaces that combine excellent aesthetic quality with outstanding technical performance.



### WIDE & STRONG

WIDE è perfettamente idoneo sia per il rivestimento che per la pavimentazione, in ambito residenziale e commerciale. Gli spessori 6 e 7 mm consentono di mantenere un'ottima resistenza al carico di rottura reale.

WIDE is ideal as both a floor and wall covering in residential and commercial projects. The 6 and 7 mm thickness enables it to maintain excellent breaking strength in real situations.



### LITE GOES WIDE

Gli spessori 6 e 7 mm consentono di ridurre il peso per mq con interessanti vantaggi in termini di maneggevolezza e movimentazione.

The 6 and 7 thickness results in a reduced weight per square metre, bringing significant advantages in terms of ease of working and handling.



### WIDE IS LEVELING

La combinazione fra impasto ad elevata plasticità, spessore e grande dimensione, dona particolare elasticità al prodotto, per ottenere risultati di posa sempre impeccabili.

The combination of a body with high plasticity, thickness and dimensions makes for a highly elastic product that delivers consistently flawless results.



### EASY AS WIDE

La formulazione dell'impasto, unita alla compattazione a secco e alla cottura in forni di nuova concezione, genera un gres particolarmente facile da tagliare e lavorare.

The chemical formulation of the body combined with the raw material dry compaction process produces a porcelain slab that is easy to cut and work with.



### WIDE MEANS GREEN

L'impasto contiene il 40% minimo di materie prime di qualità recuperate da altri processi produttivi, per questo i prodotti WIDE possono essere accreditati all'interno del sistema internazionale LEED.

As the body contains a minimum of 40% high-quality raw materials recycled from other production processes, WIDE collection products qualify for LEED international certification.

### PESO WEIGHT

ABK 9 mm = 19,5 Kg x mq  
ABK 7 mm = 17,5 Kg x mq  
ABK 6 mm = 15,0 Kg x mq

indicatore di flessibilità flexibility index	deflessione massima sotto carico di 350 N maximum deflection under load of 350 N	lato/length 2400 mm	> 50 mm
		lato/length 2700 mm	> 70 mm
		lato/length 3200 mm	> 100 mm

## NEW DIMENSIONS

Uno degli obiettivi del progetto WIDE è quello di fornire un materiale ceramico tecnologicamente avanzato facilmente utilizzabile in contesti anche molto diversi, per dimensione e per destinazione d'uso. WIDE è un vero e proprio programma di formati, tutti rettificati, pensati per coprire a 360° le esigenze legate alla progettazione, a partire dagli spazi residenziali, fino alle grandi opere in ambito pubblico e commerciale.

One of the aims of the WIDE project is to supply a hi-tech ceramic material that is easy to use in very different sizes and applications. WIDE comes in a large selection of sizes, all rectified, ideal for uses ranging from residential through to large-scale works in public and commercial spaces.

## EVERYWHERE YOU LIKE

Tenendo conto delle principali qualità del materiale, tra cui la robustezza, la resistenza agli sbalzi termici, oltre allo spessore contenuto e alla facilità di lavorazione, le grandi lastre WIDE ampliano la destinazione d'uso del gres porcellanato. Sempre meno fughe e sempre più spazio alla creatività di progettisti e interior designers, che grazie ai prodotti WIDE possono apprezzare la versatilità di una ceramica senza più confini.


Taking account of the material's key qualities, including strength, thermal shock resistance, low thickness and ease of working, the WIDE large-size slabs extend the fields of use of porcelain. The WIDE collection has fewer joints while giving enormous creative freedom to architects and interior designers, who appreciate the versatility of this ceramic surface without limits.



PAVIMENTI INTERNI  
INDOOR FLOORS



RIVESTIMENTI INTERNI  
INDOOR WALLS



FACCIADE ESTERNE  
INCOLLATE E VENTILATE  
GLUED AND VENTILATED  
EXTERIOR FAÇADES



PAVIMENTI AREE ESTERNE  
OUTDOOR FLOORS



PIANI LAVORO CUCINE  
KITCHEN COUNTERTOPS



TOP E FINITURE PER  
AMBIENTI BAGNO  
BATHROOM VANITY TOPS  
AND SHELVES



ELEMENTI DI ARREDO E  
DESIGN PER INTERNI  
INTERIOR FURNISHING  
AND DESIGN ELEMENTS

# WIDE

SUPERSIZE SLABS

6 mm 7 mm

## POSA MOVIMENTAZIONE DELLE LASTRE

Durante le verifiche preliminari sul cantiere è opportuno accertare anche la possibilità di movimentare facilmente le lastre all'interno dei locali di posa. Tutti i formati che superano i 100 cm sia di lunghezza che di larghezza devono essere maneggiati da 2 posatori. Per una corretta gestione delle lastre, a partire dalla fase di apertura degli imballi, è necessario avvalersi di dispositivi idonei per la movimentazione.

Per la movimentazione manuale e la successiva posa in opera delle lastre WIDE 160x320, al fine di garantire la sicurezza per gli operatori e l'integrità del materiale, è vivamente consigliato l'utilizzo di barre di movimentazione con ventose. 1

Per gli altri formati WIDE inferiori può essere sufficiente l'utilizzo delle sole ventose, anche in relazione allo spessore di 7 mm, che da una maggiore resistenza al prodotto. 2

Gli appositi carrelli di movimentazione sono ideali sul cantiere come "magazzino" per una o più lastre, oltre che per effettuare in totale sicurezza l'operazione di spalmatura dell'adesivo sul retro della lastra. 3

## LAYING HANDLING THE SLABS

When performing a preparatory inspection of the site, it is important to check whether the slabs can be handled easily in the installation area. All sizes in excess of 100 cm in either direction must be handled by 2 installers. Always use proper handling equipment to handle the slabs, from unpacking onwards.

When handling and laying WIDE 160x320 cm slabs by hand, use handling bars with suction cups to safeguard both the material and the installers themselves. 1

For smaller WIDE sizes, it may be sufficient to use just suction cups, especially given that the product is 7 mm thick and therefore quite robust. 2

Handling carts are ideally suited for holding slabs on site as well as for applying the adhesive to the back of the slab in total safety. 3



## TAGLIO DELLE LASTRE

È opportuno effettuare le operazioni di taglio su una superficie piana, stabile e planare. È consigliato l'utilizzo di guide da taglio professionali con carrello incisore. 4

Una volta rimossa la lastra dall'imballo e posizionata sul piano di lavoro segnare alle due estremità la dimensione da asportare. Posizionare e bloccare la guida di taglio, tenendo conto della distanza del disco di taglio. 5

Incidere le estremità della lastra per circa 5 cm spingendo il carrello di incisione dall'interno verso l'esterno, procedere poi con l'incisione della lastra avendo cura di esercitare una pressione ed un avanzamento del carrello costanti per tutta la lunghezza del taglio.

Traslare la lastra in modo da portare la linea di incisione al di fuori del piano di lavoro di circa 5/10 cm.

Rimuovere la guida di incisione ed iniziare l'operazione di troncatura posizionando l'apposita pinza in corrispondenza della linea incisa; esercitare una pressione leggera e progressiva verso il basso. Quest'operazione risulterà molto semplice in quanto i prodotti Wide sono privi di tensionature e per questo facilmente lavorabili. 6

A questo punto si può procedere con la finitura, che dovrà essere effettuata utilizzando gli appositi tamponi diamantati o in alternativa mediante dischi resinosi abrasivi. 7/8

## CUTTING THE SLABS

We recommend cutting the slabs on a flat, stable surface (table). Use professional cutting guides with a cutting slide. 4


Remove the slab from its packaging and place it on the table, then mark the cut at both ends. Locate and lock the cutting guide (make sure to account for the cutting disk offset). 5

Cut the ends of the slab by pushing the slide about 5 cm from the interior to the edge of the slab, then cut the slab in a single smooth, even stroke at constant pressure.

Slide the slab so that the cut line is about 5 to 10 cm beyond the edge of the table.

Remove the cutting guide and shear off the excess material with the clamp located at the cut line; exert gradual, light pressure downwards. This is made particularly easy by the fact that Wide products have no tensioning and are thus easy to work. 6

You can now finish the slab using diamond pads or abrasive resin disks. 7/8



## TAGLI A L/SCASSI/ FORI RETTANGOLARI

Una volta tracciata sulla lastra la porzione da asportare è opportuno eseguire, in corrispondenza del punto di congiunzione delle linee, fori di diametro 6/8 mm con foretti diamantati a umido o a secco. 9

Congiungere poi i fori mediante una smerigliatrice angolare equipaggiata con disco diamantato (diametro max. 125 mm) 10

## CUTS L CUTS / RECESSED CUTS / RECTANGULAR HOLES

Once you have marked the cut on the slab, drill through the corners of the cut with a dry or wet 6 or 8 mm diamond bit. 9

Now join up the holes with an angle grinder fitted with a diamond disk (maximum dia. 125 mm) 10





## INCOLLAGGIO

Le lastre WIDE richiedono l'utilizzo della tecnica a doppia spalmatura, ovvero il collante dev'essere applicato sia sul fondo di posa che sul retro della lastra. **11**  
 Si consiglia l'utilizzo di adesivo in polvere a base cementizia a letto pieno di classe C2F (E) S1 /S2 come Baulite S2 di Hardkoll. **12**  
 Assicurarsi che la superficie da rivestire sia consistente, planare, priva di polvere e di unti/grassi, così come è bene rimuovere le polveri che possono trovarsi a contatto delle lastre. Stendere il collante sulla superficie da rivestire con spatola a denti inclinati con dente minimo di 8mm con movimenti lineari e mai circolari. Stendere il collante sul retro della lastra con spatola dentata mai inferiore a 5 mm (tenendo conto che la somma delle spatole utilizzate per sottofondo e lastra dev'essere compresa fra i 13 e i 14mm).

Per garantire la perfetta posa dei prodotti WIDE occorre far defluire per vibrazione le bolle d'aria che si possono formare fra la lastra e l'adesivo fino a ottenere il "letto pieno" di collante. Per fare ciò è consigliabile avvalersi di un battitore manuale in gomma oppure utilizzare gli appositi dispositivi elettrici batti-piastrelle. **13/14**  
 In relazione al grande formato è consigliato l'utilizzo di distanziali livellanti facendo attenzione che lo strato di adesivo fra lastra e massetto sia almeno di 4 mm, per evitare interruzioni nella massa adesiva. **15/16**  
 La fuga minima consigliata, in relazione alla posizione dei giunti di dilatazione, è di 2 mm. Nel caso di pareti e pavimenti a contatto, da posare entrambi con lastre ceramiche, è indispensabile rispettare questa larghezza minima per garantire un perfetto risultato nel tempo. A rivestimento è possibile realizzare fughe inferiori in base alle opportune verifiche tecniche da effettuarsi sul cantiere. Le fughe dovranno essere riempite per almeno i 2/3 dello spessore con l'apposito sigillante, pertanto occorre prestare attenzione all'eventuale presenza di residui di adesivo all'interno.

## GLUING

WIDE slabs must be back-buttered; in other words, the adhesive must be applied both to the substrate and the back of the slab. **11**  
 We recommend using a cement-based full bonding powder adhesive, Class C2F (E) S1/S2, such as Hardkoll Baulite S2. **12**  
 Make sure the surface is stable, flat, clear of grease and dust, and also wipe off any dust on the back of the slab.  
 Apply the adhesive to the surface with an angled tooth trowel (at least 8 mm), in a linear motion (never in circles).  
 Apply the adhesive to the back of the slab with a toothed trowel (at least 5 mm); note that the sum of the trowel sizes used for the slab and substrate must be 13 - 14 mm.  
 To ensure perfect installation of WIDE products, use vibration to eliminate any bubbles between the slab and the adhesive to obtain a full bonding effect. Use either a rubber mallet or electric tile vibrator for this purpose. **13/14**  
 When installing large sizes, we recommend using levelling spacers; the layer of adhesive between the slab and the substrate must be at least 4 mm thick to ensure continuity. **15/16**  
 The expansion joint between slabs should be at least 2 mm wide. For contact walls and floors, both installed with ceramic slabs, this minimum dimension must be used to ensure a long-lasting result. A smaller joint width is possible when installing walls, following technical inspection on site. The joints must be filled to at least 2/3 of their depth with sealant; take care to remove all adhesive from the joint first.



Indicazioni tecniche sviluppate in collaborazione con Assoposa.  
 Technical instructions developed in collaboration with Assoposa.



## LOGISTICA NUOVI SISTEMI DI IMBALLO

L'innovazione della gamma WIDE si esprime anche attraverso la parte logistica del progetto. ABK Group rivoluziona il sistema di imballaggio delle lastre ed è oggi l'unica azienda che ha portato il sistema a cavalletto impilabile alla dimensione di cm 75x246x149, 75x276x147,5, 75x168x109 e 75x26x200.


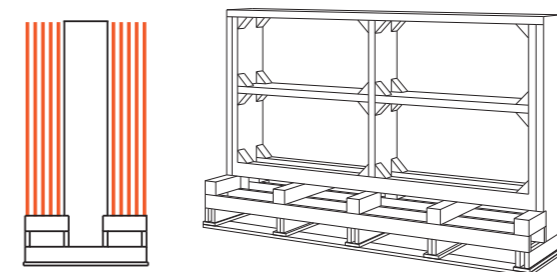
- Questi i principali vantaggi offerti:
- essendo impilabile permette di ottimizzare gli spazi all'interno dei magazzini.\*
  - la profondità di 75 cm consente di sfruttare a pieno il volume di carico dei container (3 pallets ne occupano perfettamente la larghezza).
  - Il posizionamento verticale del prodotto garantisce una maggiore protezione delle lastre durante le fasi di trasporto.
  - facilita le operazioni sul cantiere in quanto le lastre si trovano già posizionate in verticale, il materiale è facilmente ispezionabile e removibile per l'installazione.
  - le dimensioni complessive del cavalletto consentono maggiori spazi di manovra all'interno dei locali di posa rispetto alle casse tradizionali e agevolano il sollevamento del materiale mediante mezzi meccanici (gru-montacarichi).
  - è caratterizzato da un sistema di regettatura che consente di liberare anche 1 solo collo alla volta, senza compromettere la stabilità del materiale che rimane sul pallet, evitando così il rischio di rotture. Le lastre dovranno essere liberate rispettando la sequenza opposta rispetto a quella con cui sono state confezionate, quindi iniziando dall'ultimo collo regettato.

## LOGISTICS NEW PACKAGING SYSTEMS

Innovation in the WIDE range is also reflected in the project's logistics. ABK Group has revolutionised the packaging of ceramic slabs and is the only company to have expanded the stacking rack pallet system to the 75x246x149 75x276x147,5, 75x168x109 e 75x26x200 cm size.

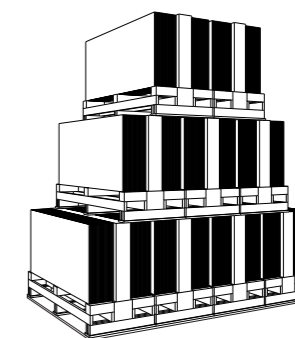
- This has the following advantages:
- stacking optimises the use of space in warehouses.\*
  - the 75 cm depth enables full use of container load space (3 pallets fit perfectly side by side). The vertical positioning of the product better protects the slabs during shipping.
  - it facilitates work on site, since the slabs are already positioned vertically, making the material easy to inspect and remove for installation.
  - the overall size of the rack pallet provides greater space for manoeuvring in the installation area in comparison with conventional crates, and also makes it easier to lift the slabs mechanically (with a crane or lift).
  - the rack pallet system employs strapping which allows the user to remove a single package at a time without affecting the stability of the other packages on the pallet, thus minimising the risk of breakage. The slabs must be released from the packaging by reversing the packaging sequence, i.e. starting with the last package to have been strapped on.

## Cavalletto impilabile Stackable Rack pallet



Modalità di trasporto consigliata per ottenere la massima visibilità.

Recommended transport system for maximum visibility.

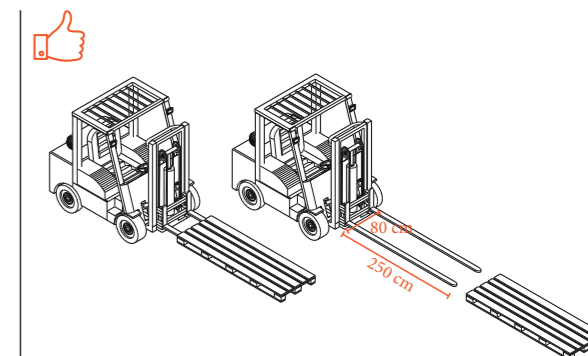
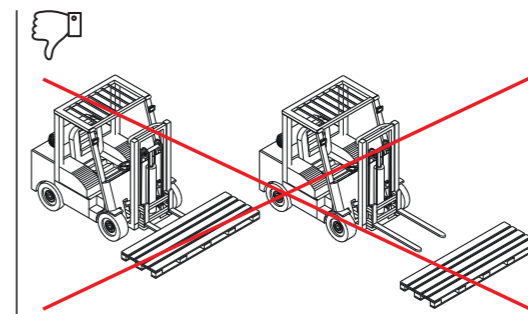


\*Esempio di sovrapposizione del rack pallet con il formato 80x160.

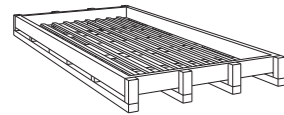
\*Example of stacked rack pallets with the 80x160 cm size.

Per una corretta movimentazione di casse, cavalletti e pallet si raccomanda l'utilizzo di un carrello elevatore a forche con lunghezza di almeno 2,5 mt e con il posizionamento nella massima larghezza.

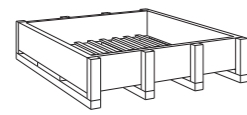
Top handle crates, rack pallets and pallets properly, use a lift truck with at least 2.5 m forks at their maximum width.



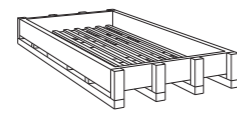
**Cassa**  
Crate  
Impilabile Stackable



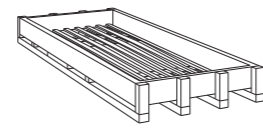
Ingombro Size 174x345x27,5  
(160x320 RETT/LUX)  
€ 130,00



Ingombro Size 174x185x42,5  
(160x160 RETT/LUX)  
€ 90,00

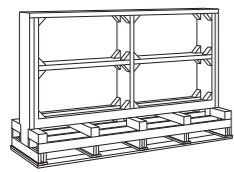


Ingombro Size 134x265x32  
(120x240 RETT/LUX)  
€ 100,00

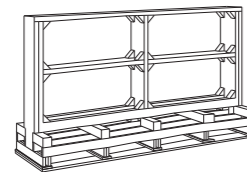


Ingombro Size 134x295x32  
(120x270 LUX)  
€ 115,00

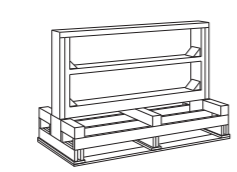
**Cavalletto**  
Rock pallet  
Impilabile Stackable



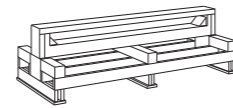
Ingombro Size 75x246x149  
(120x240 RETT)  
€ 120,00



Ingombro Size 75x276x147,5  
(120x270 RETT)  
€ 135,00

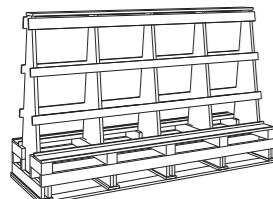


Ingombro Size 75x168x109  
(80x160 RETT)  
€ 50,00



Ingombro Size 75x26x200  
(26x200 RETT)

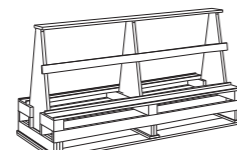
**Cavalletto per containers**  
Rock pallet for containers  
Non impilabile Not stackable



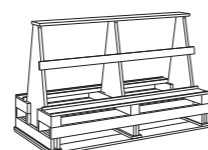
Ingombro Size 75x330x201  
(160x320 RETT/LUX)  
€ 235,00



Ingombro Size 75x170x201  
(160x160 RETT/LUX)  
€ 170,00



Ingombro Size 75x280x161  
(120x270 RETT/LUX)  
€ 210,00

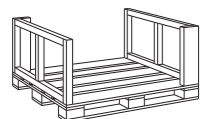


Ingombro Size 75x250x161  
(120x240 RETT/LUX)  
€ 190,00

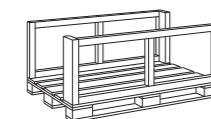


Ingombro Size 75x130x149  
(120x120 RETT./LUX)

**Pallet con sponde**  
Pallet with sides  
Impilabile Stackable

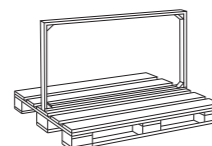


Ingombro Size 122x143x70  
(120x120 LUX)

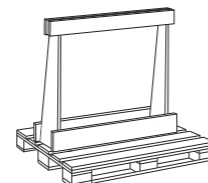


Ingombro Size 99x162x70  
(80x160 LUX)

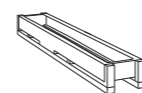
**PALLET PER ORDINI AL VENDUTO**  
PICKING ORDER PALLET



Ingombro Size 80x130x60  
(60x120 30x120 80x80)  
VERTICALE/VERTICAL

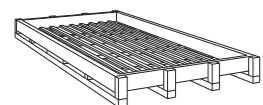


Ingombro Size 80x130x120  
(120x120) VERTICALE/VERTICAL  
€ 25,00

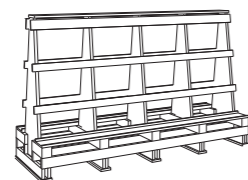


Ingombro Size 35x225x32  
(26x200 RETT)


**IMBALLI / PACKAGING 12 MM**



**Cassa**  
Crate  
Ingombro Size 174x345x27,5  
(163,5x323)  
€ 130,00



**Cavalletto container legno A - frame**  
Container Rack pallet wood A - frame  
Ingombro Size 75x330x201  
(163,5x323)  
€ 235,00



**Cavalletto container metallo A - frame**  
Container Rack pallet metal A - frame  
Ingombro Size 75x330x201  
(163,5x323)  
€ 400,00

## GRADONE JOLLY

Il gradone Jolly JO di OLMOLab è un pre-assemblato costituito da due lastre in gres porcellanato: la pedata, di dimensione 120x40 cm e l'alzata di dimensione 120x20 cm, tenute insieme perpendicolarmente lungo lo spigolo da una resina ad alta resistenza.

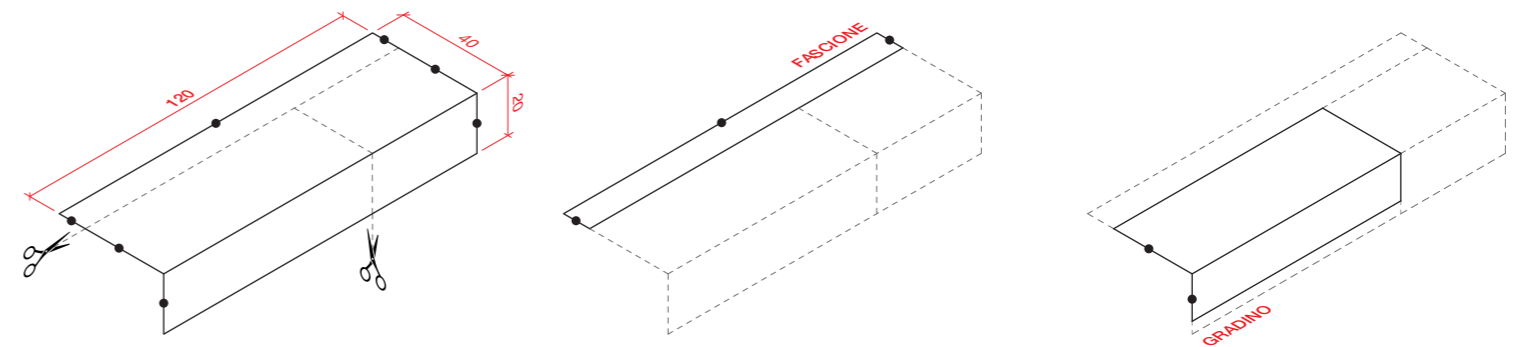
Le dimensioni di questo elemento pre-assemblato sono state studiate per permettere ai posatori, una volta calcolate le reali dimensioni della scala, di ricavarne tutte le parti che compongono il gradino definitivo (un fascione, da cui si possono estrapolare gli elementi laterali e il battiscopa e l'elemento gradino già assemblato).

JO, è caratterizzato da una lavorazione "JOLLY" in tutti i lati, in modo da facilitare il lavoro dei posatori nella fase di assemblaggio (vedi puntini neri nel disegno in basso).

The Jolly JO step from OLMOLab is a pre-assembled unit consisting of two porcelain slabs (a 120x40 cm tread and a 120x20 cm riser) held together at right-angles by a high-strength resin.

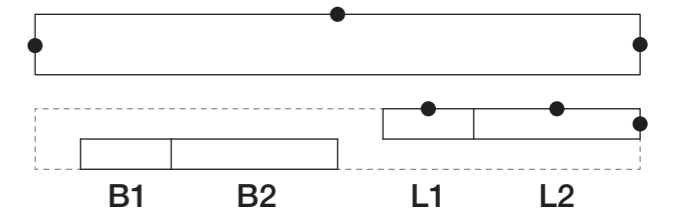
The dimensions of this pre-assembled unit are specially chosen to enable tile layers to cut out all the components of the finished step (a strip, from which the side pieces and skirting can be cut, and the pre-assembled step itself) according to the real dimensions of the stairs.

JO comes with mitred edges on all sides to facilitate the tile layer's work during assembly (see black dots in drawing below).



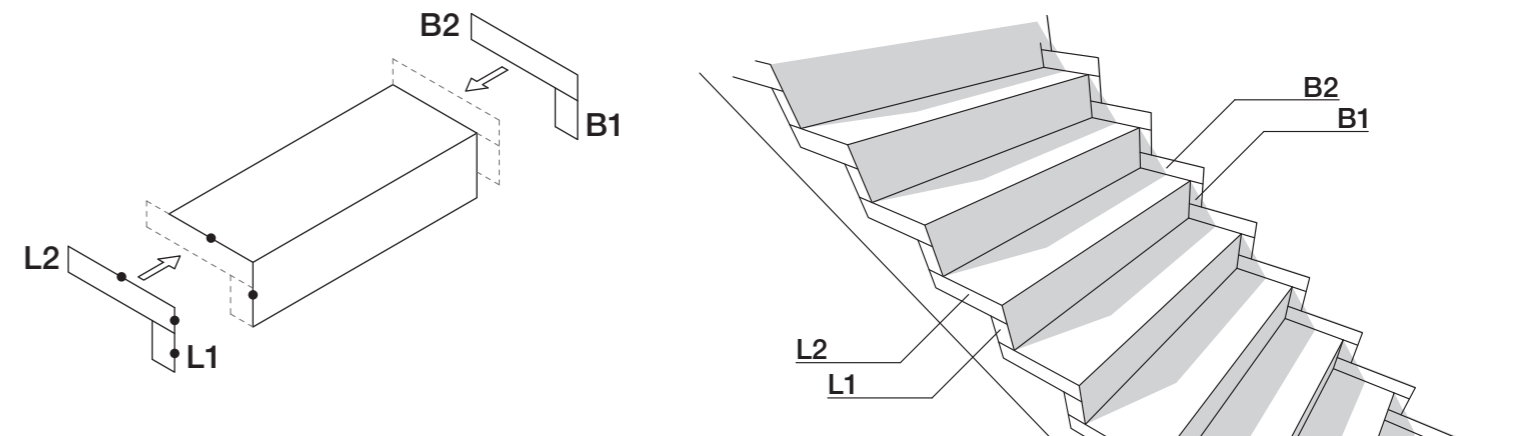
**FASCIONE**  
Dall'elemento "fascione" si possono ricavare i laterali L1 e L2 e il battiscopa B1 e B2.

**STRIP**  
The strip can be cut into the side pieces L1 and L2 and the skirting elements B1 and B2.



**GRADINO**  
L'elemento "gradino", una volta rifilata la lastra verticale, riportandola alla giusta dimensione dell'alzata, è pronto per essere posato, presentando i 2 lati "jollati" da assemblare con i "laterali" L1 ed L2. Anche gli elementi B1 e B2 sono pronti per essere posizionati.

**STEP**  
After trimming the vertical section to the correct size for the riser, the step element is ready for installation. It comes with 2 mitred edges to ensure a perfect joint with the side pieces L1 and L2. The skirting elements B1 and B2 are also ready to be installed.



# AUTO-LEVELING™

**Facile installazione - Easy laying**

## CARATTERISTICHE

Auto-Leveling garantisce la massima facilità di posa ai listoni di grande formato. La tecnologia si basa sull'impiego di impasti a base di materie prime per loro natura altamente stabili e resistenti, ma al tempo stesso ad elevata plasticità, che conferiscono a questa tipologia di prodotti qualità uniche. Il materiale ottenuto, caratterizzato da un minimo grado di convessità, aderisce perfettamente al massetto. Una volta posata, la piastrella si auto-livella, mantenendo una perfetta planarità. La tecnologia Auto-Leveling si applica alle lastre ceramiche nei formati 20x170 e 40x170 cm (sp9mm).

## CHARACTERISTICS

Auto-Leveling guarantees the maximum ease of installation for large-format planks. The technology uses raw materials that combine stability and strength with high plasticity, giving unique qualities to this type of product. The resultant tiles have a small degree of convexity and bond perfectly to the screed. Once installed, the tiles self-level and maintain perfect flatness. Auto-Leveling technology is used for ceramic tiles in sizes 20x170 cm and 40x170 cm (thickness 9mm).



Lastre prodotte con materie prime ad elevata plasticità, resistenti ma flessibili.

Ceramic slabs manufactured with highly plastic raw materials, strong and flexible at the same time.

Appoggiate su qualsiasi superficie, anche non perfettamente planare, le lastre si auto-livellano.

Laid on the screed they self-level, even if the surface is not perfectly flat.

Il prodotto auto-leveling agevola la posa tradizionale, si monta senza distanziali livellanti, seguendo qualsiasi schema di posa.

Auto-leveling tiles help the traditional fixing, every installation pattern can be achieved, without leveling spacers.

indicatore di flessibilità flexibility index	deflessione massima sotto carico di 350 N maximum deflection under load of 350 N	lato/length 1200 mm	> 20 mm
		lato/length 1700 mm	> 30 mm

# INSTA-TILE

**DRY FIXING**

Le lastre Auto-Leveling nel formato 20x170 possono essere montate seguendo il sistema Insta-Tile, un nuovo metodo di posa a secco che consiste nel fissaggio del materiale direttamente sul pavimento preesistente, senza alcuna opera di demolizione. Dopo aver steso un tappetino in sughero o polietilene dello spessore di circa 2 mm, si consiglia di posizionare una serie di distanziali di 5 mm lungo tutte le pareti interessate per poi proseguire con la posa delle piastrelle, a giunto unito, praticando tutti i tagli necessari fino a coprire completamente il vecchio pavimento. Per contenere le dilatazioni si consiglia di applicare qualche goccia di silicone lungo il perimetro, per poi rimuovere i distanziali e procedere con l'inserimento del profilo o del battiscopa. Il nuovo pavimento, la cui superficie risulterà perfettamente planare anche senza l'utilizzo di colle e sigillanti e potrà facilmente essere rimosso e recuperato in qualsiasi momento.

Our 20x170 auto-leveling slabs can be laid using the Insta-Tile system, which is a new dry-fixing method that consists in laying the tiles directly on top of the existing floor, without any scrapping or removal work. After laying an approximately 2 mm thick cork or polyethylene underlayer, we recommend you fit a series of 5 mm spacers along all the perimeter before laying the tiles. The tiles should be laid with a closed joint and cut where necessary to completely cover the old floor. To limit expansion, it is recommended to apply a few drops of silicon around the outer edge, then remove the spacers and fit the edge trim or the skirting. The new floor, whose surface should be perfectly flat even without the use of glues or sealants, can be removed and re-used at any time.

Installazione prevista esclusivamente con prodotti AUTO-LEVELING nel formato 20x170.

You should use AUTO-ONLY products in the 20x170 size.

Installazione adatta unicamente ad ambienti INDOOR.

This system can be used for INDOORS installation only.

Si sconsiglia l'utilizzo di INSTA-TILE negli ambienti maggiormente umidi o sporchevoli, come bagno e cucina.

INSTA-TILE is not recommended in wet or easily dirtied areas, such as bathrooms and kitchens.

Il metodo INSTA-TILE permette di stendere le lastre senza alcuna fuga.

AUTO-LEVELING tiles can be installed with close joints.

# INSTA-TILE

**DRY FIXING**

L'applicazione può avvenire in diverse situazioni:  
-su massetto in cemento  
-su massetto in cemento con impianto di riscaldamento  
-su pavimento preesistente in ceramica, legno o linoleum  
-su pavimento preesistente con impianto di riscaldamento  
In tutti questi casi dev'essere utilizzato un materassino in sughero o in polietilene su cui stendere le lastre.  
È possibile direttamente su moquette di basso spessore senza l'ausilio del materassino.

It can be laid in different solutions:

-on top of cement screeds,  
-on top of cement screeds with heating systems  
-on top of existing ceramic, wooden or linoleum floorings  
-on top of existing floorings with heating systems  
In all these cases, a cork or polyethylene underflooring must be used.  
The planks can also be laid directly on top of short-pile carpet, without needing the underflooring.

Il pavimento INSTA-TILE si può pulire con normali detergenti, utilizzando regolarmente il panno bagnato ed i vari sistemi mop.  
Nel caso di versamento importante di liquidi, sollevare le lastre ceramiche nella zona interessata aiutandosi con una ventosa, asciugare o sostituire la porzione del materassino sottostante e ri-posizionare le piastrelle.

INSTA-TILE flooring can be cleaned with normal cleaning detergents, using a wet cloth or a traditional mop.  
In the event of major spills, lift up the ceramic tiles in the affected area using a suction cup, dry or replace the area of underflooring below and refit the tiles.

Si sconsiglia l'utilizzo di INSTA-TILE in presenza di animali domestici.

We do not recommend use of the INSTA-TILE system in homes with pets.

## ACCESSORI PER POSA A SECCO INSTA-TILE ACCESSORY FOR DRY FIXING INSTA-TILE

### TAPPETINI PER SOTTOPAVIMENTO IN ROTOLO

Codice Code	Misura Size	Prezzo Price	imb.	confezione packaging
TPPOL1X	TAPPETO POLIETILENE ANTRACITE 2,5 mm rotolo dimensione 1,50x25,00 m	11,50 / mq	1	rotolo da 37,5 mq
TPPSUG1X	TAPPETO SUGHERO NATURALE 2 mm rotolo dimensione 1,00x30,00 m	10,50 / mq	1	rotolo da 30 mq



Tappeto polietilene antracite 2,5 mm



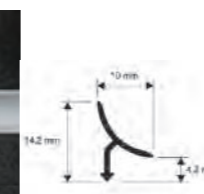
Tappeto sughero naturale 2 mm

### ELEMENTI DI FINITURA

Codice Code	Misura Size	Prezzo Price	imb.	confezione packaging
RACALL1X	RACCORDO ALLUMINIO ANODIZZ. PAVIMENTO/PARETE barra di lunghezza 1,20 m - h = 4,5 mm	14,70 / pz	5	scatola da 5 pz
TERALL1X	TERMINALE di DISLIVELLO ALLUMINIO ANODIZZ. barra di lunghezza 1,20 m - h = 11 mm	17,30 / pz	5	scatola da 5 pz
PRFALL1X	PROFILO di DISLIVELLO ALLUMINIO ANODIZZ. barra di lunghezza 1,20 m - h = 10 mm	18,00 / pz	5	scatola da 5 pz



Raccordo pavimento/parete



Terminale di dislivello



Profilo di dislivello



Profilo di dislivello




Per maggiori informazioni sulla tecnologia Auto-leveling e sul sistema di posa Insta-Tile puoi effettuare il download del filmato ufficiale di presentazione su [www.abk.it](http://www.abk.it)  
For further information on Auto-leveling technology and the Insta-Tile installation system, download the official presentation video on the website [www.abk.it](http://www.abk.it)

### CARATTERISTICHE

Wall&Porcelain nasce come evoluzione della ceramica da rivestimento tradizionale e allo stesso tempo riprende qualità tipiche del gres porcellanato, pur senza averne i limiti. È possibile produrre in W&P lastre ceramiche rettificata di grande formato, fino a 60x120 cm (tecnicamente non realizzabili in bicottura o monoporosa), leggere, maneggevoli, sottili (7 mm) e perfettamente planari, più facili da posare, lavorare e tagliare rispetto al gres, pratiche come i rivestimenti classici, ma inalterabili nel tempo e senza difetti post posa. W&P, oltre ad unire qualità tecniche di prodotto e praticità d'uso, incontra il design e permette di realizzare proposte sempre nuove e diversificate, in linea con le ultime tendenze e facilmente coordinabili con i pavimenti in gamma. Ispirazioni che spaziano dai wallpaper, fino alle superfici strutturate e 3D, per utilizzi molto diversi, ideali per la progettazione di tutti gli ambienti interni.

### CHARACTERISTICS

Wall&Porcelain combines the qualities of conventional ceramic wall tiles with those of porcelain tiles while avoiding their respective limitations. W&P can be used to produce large-size rectified ceramic panels up to 60x120 cm in size (not technically possible for double-fired or monoporosa tiles). These panels are lightweight, thin (7 mm), easy to handle and perfectly flat. They are easier to install, work with and cut than porcelain and are just as practical as conventional wall tiles while also being supremely durable and free of post-installation defects. But along with technical qualities and practicality of use, W&P also attains a high level of design and can create ever new and diversified offerings that follow the latest trends and coordinate easily with the floor tiles in the range. The tiles draw inspiration from a range of sources including wallpapers and textured and 3D surfaces and are suitable for all interior applications.



#### GRANDE FORMATO, BASSO SPESSORE

La tecnologia Wall&Porcelain, a differenza della monoporosa tradizionale, permette di produrre lastre ceramiche rettificata monocalibro di grandi dimensioni e dallo spessore ridotto.

#### BIG SIZE, THIN THICKNESS

The technology Wall&Porcelain, unlike traditional mono-porous, allow to produce ceramic slabs rectified mono-caliber in big sizes and reduced thickness.



#### ELASTICITÀ

Wall&Porcelain garantisce una maggiore aderenza alle superfici mantenendo una perfetta planarità.

#### ELASTICITY

Wall&Porcelain ensures greater adherence to surfaces while maintaining a perfect flatness.



#### RESISTENZA

Le superfici risultano resistenti, come quelle del gres.

#### RESISTANCE

The surfaces are resistant, like porcelain stoneware ones.



#### LEGGEREZZA

Il peso ridotto, rispetto al gres tradizionale, rende il prodotto più maneggevole.

#### LIGHTWEIGHT

The light weight compared to traditional porcelain stoneware makes this product easy to handle.



#### PRATICITÀ

Wall&Porcelain è un materiale incredibilmente facile da tagliare e da lavorare.

#### PRACTICALITY

Wall&Porcelain is a material incredibly easy to cut and process.



#### AFFIDABILITÀ

È immune dal problema delle micro fessurazioni superficiali che possono presentarsi nel post posa (cavillo tardivo).

#### RELIABILITY

It is immune to the problem of superficial micro-cracks that may occur after the installation (after-laying crazing).



#### COMFORT

Offre un isolamento termico ed acustico superiore rispetto a quello del gres.

#### COMFORT

It offers greater thermal and acoustic insulation compared to porcelain stoneware.



#### INTELLIGENTE

È realizzato con lo speciale impasto ECO-BODY, contenente il 40% di materie prime recuperate da altre lavorazioni industriali.

#### INTELLIGENCE

It is produced with the special ECO-BODY mix that contains 40% of raw material recovered from other industrial processes.



#### ECO-SOSTENIBILE

È rettificato a secco, con un minor consumo di energia e un totale recupero degli scarti di lavorazione.

#### ECO-SUSTAINABILITY

A dry straight edge cutting system is used with reduced energy consumption and total recovery of processing waste.

INDICATORE DI FLESSIBILITÀ FLEXIBILITY INDEX	DEFLESSIONE MASSIMA SOTTO CARICO DI 200 N RELATIVAMENTE AL LATO 1200 mm MAXIMUM DEFLECTION UNDER LOAD OF 200 N, RELATED TO 1200 mm LENGTH	> 20 mm
---	--	---------

## CONSIGLI DI POSA E PULIZIA

### AVVERTENZE GENERALI

Indipendentemente dal tipo di prodotto e formato scelto, prima di procedere con la posa è opportuno fare una verifica sul cantiere per valutare le condizioni dei sottofondi. La posa richiede le migliori condizioni del sottofondo. Che dovrà sempre essere:

- asciutto e stagionato
- planare e privo di fessurazioni
- pulito, libero da polvere detriti o grumi di cemento
- compatto e resistente

La perfetta riuscita di un pavimento o di un rivestimento è il frutto della combinazione di molteplici fattori; per ottenere il migliore effetto estetico nella posa è opportuno ricordare che i prodotti ABK Group prevedono un numero variabile di pattern grafici, la cui successione all'interno delle scatole avviene in modo del tutto casuale.

### POSA DEI PRODOTTI RETTIFICATI

Per raggiungere un effetto ottimale ABK suggerisce di mantenere almeno 1 o 2 mm di fuga per una posa mono-formato e 2 mm per combinare formati misti nelle pose modulari suggerite dai cataloghi.

### POSA DEI PRODOTTI NON RETTIFICATI

L'alto grado di greificazione delle piastrelle ABK comporta modeste tolleranze di calibro, pertanto nella posa dei prodotti a bordo naturale è consigliabile lasciare una fuga di almeno 3 mm fra le piastrelle.

### OPERAZIONI PRELIMINARI

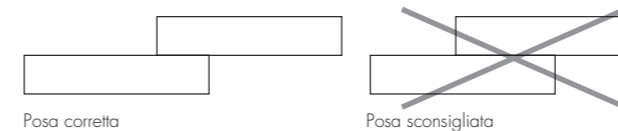
Una volta scelto il materiale da posare, coerentemente con i requisiti tecnici, lo stile e la destinazione d'uso degli ambienti, è bene seguire alcune raccomandazioni prima di procedere con l'installazione:

- stendere a terra almeno 3mq di prodotto per controllare l'effetto d'insieme, avendo cura di verificare accuratamente calibro, tonalità e scelta.
- Specie nel caso di prodotti con elevata variabilità grafica, è bene posare il materiale attingendo da più scatole, le variazioni grafiche e cromatiche del prodotto sono una caratteristica qualificante che l'abilità del posatore può valorizzare, al contrario un prodotto posato senza tenerne conto può risultare esteticamente poco gradevole.
- È opportuno evitare di segnare la parte superiore delle piastrelle con matite o pennarelli e dedicare particolare attenzione ai prodotti lucidi, patinati o lappati che dovranno essere coperti durante i lavori di cantiere.
- Attendere 48/72 ore prima di sottoporre il pavimento al normale transito.

La posa senza fuga, soprattutto nei grandi formati è fortemente sconsigliata dai maggiori produttori di collante per i seguenti motivi:

- Difficoltà di assorbimento di eventuali movimenti strutturali in assenza di elementi comprimibili
  - Diverso comportamento dilatometrico fra piastrelle e massetto, in presenza di elevate escursioni termiche
  - Difficoltà di realizzazione di una duratura ed efficace stuccatura
- Abk consiglia assolutamente pose senza fuga, per le quali si declina ogni responsabilità.

Durante le operazioni di posa, nel caso venga scelto uno schema sfalsato, evitare di far coincidere i vertici di una piastrella con la metà delle altre a fianco. Soltanto i prodotti AUTO-LEVELING si prestano ad essere posati seguendo liberamente ogni schema di posa.



### STUCCATURA

- 1) Qualora non si utilizzasse la boiaccia composta da cemento e sabbia, si consiglia di utilizzare colori di stucco su tono (possibilmente non utilizzare su materiali di colore chiaro stucchi di colore scuro, tipo nero, blu, rosso) e di verificare la compatibilità dei riempitivi per fughe con il prodotto ceramico.
- 2) Riempire le fughe con gli stucchi solo quando il pavimento è calpestabile, tagliando preventivamente dalle fughe ogni tipo di residuo.
- 3) Eseguire la stuccatura a "regola d'arte", seguendo le indicazioni del progettista, del responsabile di cantiere e del capitolato di posa.
- 4) Stuccare piccole superfici per volta (4/5 mq) e asportare le quantità eccedenti con spugne o stracci umidi (di sola acqua pulita).
- 5) Stucchi cementizi non additivati: seguire attentamente le indicazioni dei fabbricanti, a fine giornata pulire i residui di posa con spugna appena bagnata.
- 6) Stucchi epossidici o additivati (con lattici, ecc.): seguire attentamente le indicazioni dei fabbricanti, perché il loro rapido indurimento può richiedere pulizie molto laboriose, specialmente se la superficie delle piastrelle è antiscivolo, ruvida o strutturata.

## INSTALLATION AND CLEANING ADVICE

### GENERAL WARNINGS

Regardless of the chosen product type or size, an on-site inspection should be carried out prior to installation to assess the conditions of the substrates. Perfect substrate conditions are essential for a successful installation. Substrates must be:

- dry and properly cured
- flat and free of cracks
- clean and free of dust, debris or lumps of cement
- compact and strong

The success of a floor or wall tile installation is the result of a combination of multiple factors; to achieve the best possible aesthetic effect in installation, remember that ABK Group products come in a variable number of graphic patterns packed in boxes in a completely random sequence.

### INSTALLATION OF RECTIFIED-EDGED TILES

For optimal results, ABK recommends allowing a joint of at least 1 or 2 mm when laying same-sized tiles and 2 mm for different-sized tiles laid using the modular systems described in the catalogues.

### INSTALLATION OF NON-RECTIFIED TILES

The high degree of vitrification of ABK tiles means dimensional tolerances are low. Therefore, when laying tiles with natural press-formed edges, at least a 3mm joint should be allowed between each tile.

### PRELIMINARY OPERATIONS

It is advisable to follow some recommendations before proceeding with the installation of the selected tiling material, which should be carried out in compliance with the technical requirements, style and intended application:

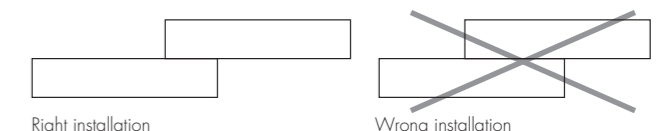
- Place some tiles (at least 3 m<sup>2</sup>) over the flooring surface to check the final effect, making sure you have the right tile size, shade, and quality class.
- In the case of products whose graphics tend to differ considerably from one tile to the next, it is advisable to take the tiles from different boxes and mix them. The graphic and colour variations of the tiles are an important feature which can be enhanced by a skilled tile layer. Overlooking such features, on the contrary, may lead to poor aesthetic results.
- Avoid marking the front of the tiles with pencils or markers. Be particularly careful with glossy, matt or lapped tiles, which should be kept covered during building work.
- Wait 48/72 hours before walking over the newly laid tiles.

Jointless tile installation, particularly in the case of large-size tiles, is strongly advised against by most adhesive manufacturers for the following reasons:

- Any structural adjustments may not be absorbed due to the lack of compressible material.
  - Wide temperature ranges may cause expansion effects between the tile and screed.
  - Effective, durable grout joints may be difficult to achieve.
- ABK strongly advises against jointless tile installation and cannot be held liable for any damage deriving therefrom.

When laying tiles in a staggered pattern, make sure there are no tiles positioned with the corner coinciding with the centre of the adjacent tiles.

Only AUTO-LEVELING products are suitable for all installation patterns.



### GROUTING

- 1) Should a grout made of cement and sand not be used, it is recommended to use shade-on-shade grouts (do not use dark grouts, such as black, blue or red, on bright materials) and to verify the compatibility of the grouts with the ceramic tile.
- 2) Fill the grout lines with the grout only when the floor has sufficiently set to be ready to tread on, removing any residue from the grout lines.
- 3) Carry out a state-of-the-art grouting following the layer and technician's instructions and the technical specifications.
- 4) Grout small areas of the surface at a time (4m<sup>2</sup> to 5m<sup>2</sup>) and remove excess grout with a sponge or a wet cloth (with clean water).
- 5) Non-added cement grouts: follow the manufacturer's instructions carefully and at the end of the working day clean the surface with a slightly damp sponge.
- 6) Epoxy grouts or added grouts (with latex, etc.): follow the manufacturer's instructions to the letter as rapid hardening can lead to difficult cleaning operations, especially in case of anti-slip, rough or textured tiles.

## LAVAGGIO DOPO LA POSA

Il lavaggio dopo la posa è una fase di fondamentale importanza per tutti gli interventi successivi e per la manutenzione.

La pulizia di fine cantiere fatta con prodotti a base acida tamponati, quali ad esempio Deterdek di Fila o Cement Remover di Faber etc. va eseguita una sola volta e presenta l’ulteriore vantag- gio di conferire uniformità cromatica alla superficie.

Con il lavaggio acido dopo la posa si eliminano i residui di posa e il normale sporco di can- tiere come: malta, colla, pittura, sporco da cantiere di varia natura. E’ bene sapere che oltre il 90% delle contestazioni in cantiere è dovuto ad un cattivo, o addirittura inesistente, lavaggio con detergente acido dopo posa. Per evitare che un prodotto a base acida usato per la prima pulizia vada ad intaccare il riempimento a base cementizia delle fughe, è necessario, prima dell’operazione di pulizia, bagnare il pavimento affinché le fughe vengano impregnate e per- tanto protette dall’azione corrosiva dell’acido stesso.

È opportuno:

- Togliere con appositi detergenti a base alcalina sostanze grasse o simili
- Procedere al lavaggio dopo la posa
- Risciacquare abbondantemente il pavimento, raccogliendo l’acqua residua.
- La pulizia si esegue dopo 4-5 giorni dalla stuccatura (lo stucco deve indurire) e non oltre i 10 giorni, oltre questi tempi la pulizia può diventare molto più laboriosa; attenersi scrupolosamente ai consigli riportati dal produttore di detergenti.

Fare sempre test preventivi (su una piastrella non posata), in particolare per prodotti lappati o levigati.

Componente pietra naturale: lamina di Ardesia naturale proveniente dall’India, ottenuta attraver- so l’uso di tecniche molto particolari ed esclusive. Componente supporto: la pietra è supportata dalla magnesite in lastre che è un inerte, perfettamente stabile, ignifugo, inattaccabile da muffe e funghi e resistente a tutti gli acidi di uso domestico. Posa in opera e stuccatura: si possono usare le normali colle ceramiche da mosaico, utilizzando la tecnica della doppia spalmatura. Per la stuccatura usare esclusivamente stucchi epossidici, avendo cura di rimuovere l’ecceden- za prima della completa essiccazione. La manutenzione e la pulizia vanno fatte utilizzando i normali prodotti per il marmo / pietre naturali reperibili sul mercato, evitando i prodotti abrasivi.

**FASCIA ESSENZE MIX 5x30 cm / LIST. WOOD 5x40 cm**  
Componente legno: si tratta di tavole e travature in legno che vengono recuperate dalla dema- lizione di vecchi sottotetti, oppure da vecchie stalle, fienili, ricoveri attrezzi, ecc. E’ materiale che proviene dalle zone prealpine del Trentino Alto Adige di età stimata non inferiore ad un centinaio di anni. Componente ceramica: ogni pezzo è stato lavorato manualmente sia come finitura del supporto che come smaltatura. Per queste ragioni ogni pezzo può variare di tono e/o di finitura.

Componente supporto: il legno è stato supportato con la magnesite in lastre. Un materiale inerte, perfettamente stabile, ignifugo, inattaccabile da muffe e funghi e resistente a tutti gli acidi di uso domestico. Posa in opera: si possono usare le normali colle ceramiche da mosaico, reperibili sul mercato. Si raccomanda la tecnica della doppia spalmatura come in uso per la posa dei mosaici.

Stuccatura: si consiglia di proteggere la componente legno con del nastro-carta in modo da preservare la struttura del legno scavata dal tempo e di rimuovere il nastro solo a stuccatura per- fettamente essiccata. Usare esclusivamente stucchi epossidici. Manutenzione e pulizia: il legno è verniciato ad acqua e rifinito con cere naturali. Successivamente è trattato con una soluzione idrorepellente incolore. Per la pulizia e la manutenzione sono utilizzabili i normali prodotti per il legno reperibili sul mercato adatti alla finitura sopra descritta. Per la ceramica sono consigliati i normali prodotti in commercio, evitando quelli abrasivi.

## CLEANING AFTER INSTALLATION

The cleaning after installation is of fundamental importance for all the subsequent steps and for a correct maintenance.

Post-installation cleaning using acid detergents with a padding action such as Fila Deterdek or Faber Cement Remover must be carried out only once and only if this would result in the added bonus of giving the surface a more uniform aspect.

Acid-cleaning will remove all residue associated with the installation and works in general, such as mortar, adhesive, paint and dirt. It is important to underline that 90% of complaints are due to a bad, or even inexistent cleaning after installation. In order to make sure that an acid detergent used for the cleaning does not compromise the filling of grout lines, it is necessary, before proceeding with cleaning, to wet the floors so that the grout lines are impregnated and protected from the corrosive action of the acid.

It is recommended to follow these steps:

First, remove any grease or similar substance from the floor using alkaline detergents

Proceed with the cleaning of the surface

Rinse the floors with an abundance of water

The cleaning must be carried out 4-5 days after grouting (the grout must season) and within a maximum of 10 days after grouting, as, beyond this period of time the cleaning can be difficult, carefully follow the manufacturer’s instructions for the use of detergents.

It is always recommended to carry out a test on a sample tile (not installed), in particular in case of honed or polished products.

Natural stone component: sheet of natural slate from India produced using exclusive techniques. Substrate: slabs of magnesite, a perfectly stable material that is fireproof and resistant to mould and fungi as well as all household acids. Installation and grouting: use normal ceramic mosaic adhesives and employ the back-buttering technique. Use exclusively epoxy grouts, being sure to remove any excess before it has dried completely.

For maintenance and cleaning, use normal commercially-available products designed for marble/ natural stone. Do not use abrasive products.

Substrate: the wood is mounted on magnesite panels, a perfectly stable and fireproof material that is resistant to mould and fungi as well as all household acids.

Installation: use normal commercially-available ceramic mosaic adhesives. Use the back-buttering technique normally employed for installing mosaics.

Grouting: use paper tape to protect the wood component and preserve the wood’s timeworn texture. Do not remove the tape until the grout has dried completely. Use only epoxy grouts.

Maintenance and cleaning: the wood is coated with water-based varnish and finished with natural wax. It is then treated with a colourless water-repellent solution. For cleaning and maintenance, use normal commercially-available wood products suited to the varnished and waxed finish. For the ceramic component, normal commercially-available products are recommended. Avoid using abrasive products.

# PULIZIA E MANUTENZIONE

### MANUTENZIONE ORDINARIA

Si consiglia l’utilizzo di un comune detergente neutro diluito in acqua calda. Evitare l’utilizzo di prodotti acidi, alcalini, ceranti e/o impregnanti.

Nella pulizia ordinaria occorre limitare al massimo l’uso di mezzi abrasivi (ad esempio: paglietta di metallo, spugnette di ferro o acciaio). Questo precauzione diventa un obbligo nel caso di piastrelle con superficie lucida, più esposte ad effetti visibili di scalfiture, graffi...

In caso di sporchi più intensi o di superfici particolarmente strutturate, usare un detergente a base alcalina risciacquando al termine del lavaggio.

Nella pratica quotidiana occorre considerare che certi tipi di sporco (polvere, sabbia) aumentano l’effetto abrasivo del traffico pedonale. Cercare quindi di prevenire la presenza di questa tipologia di sporco dall’esterno, predisponendo l’utilizzo di zerbino o stuoino all’ingresso.

# CLEANING AND MAINTENANCE

### DAILY MAINTENANCE

It is recommended to clean the floor using a neutral detergent diluted in hot water. Avoid the use of acid, alkaline, waxing and/or impregnating products.

During ordinary cleaning procedures, it is recommended to limit the use of abrasive means such as scouring pads, iron and/or steel sponges. Taking this precaution is a must on glossy tiles, as they are more liable to scratching.

In case of intense dirt or textured surfaces, use an alkaline detergent, rinsing the floor with an abun- dance of water.

It is important to underline that certain types of dirt like dust or sand, increase the abrasive effect of foot traffic on the surface. The use of a door mat at the entrance can help prevent this.

**PRODOTTI PER LA PULIZIA E LA MANUTENZIONE  
CLEANING AND MAINTENANCE PRODUCTS**

TIPO DI MACCHIA TYPE OF STAIN		DETERGENTE CONSIGLIATO DETERGENT	
MACCHIE INORGANICHE INORGANIC STAINS	CALCARE LIME	ACIDA ACID	DETERDEK (FILA) - CEMENT REMOVER (FABER)
	CEMENTO - SALNITRO CEMENT - SALTPETRE		DETERDEK (FILA) - CEMENT REMOVER (FABER)
	DEPOSITI CALCAREI DEPOSITS OF LIME		VIAKAL
	RUGGINE RUST		DETERDEK (FILA) - CEMENT REMOVER (FABER)
	SEGNI METALLICI METALLIC MARKS		DETERDEK (FILA)
MACCHIE ORGANICHE ORGANIC STAINS	BIRRA BEER	ALCALINA ALKALINE	PS/87 (FILA) - WAX REMOVER (FABER)
	CAFFÈ COFFEE		PS/87 (FILA) - SR/95 (FILA) - WAX REMOVER (FABER)
	COLA COCA COLA		PS/87 (FILA) - SR/95 (FILA) - WAX REMOVER (FABER)
	MACCHIE VEGETALI VEGETABLE FAT		WAX REMOVER (FABER)
	OLIO E GRASSO OIL AND GREASE		PS/87 (FILA) - WAX REMOVER (FABER)
	PNEUMATICI TIRES		PS/87 (FILA) - POLISHING CREAM (FABER)
	TINTURA PER CAPELLI HAIR DYE		PS/87 (FILA) - SR/95 (FILA) - COLOURED STAIN REMOVER(FABER)
	VINO WINE		PS/87 (FILA) - SR/95 (FILA) - OXIDANT (FABER)
MACCHIE SINTETICHE SYNTHETIC STAINS	VERNICE PAINT	SOLVENTE DISSOLVENT	PS/87 (FILA) - NOPAINTSTAR (FILA)
	BITUME BITUMEN		FILASOLV (FILA) - WAX REMOVER (FABER)
	CERA DI CANDELA CANDLE WAX		FILASOLV (FILA) - WAX REMOVER (FABER)
	INCHIOSTRO INK		PS/87 (FILA) - SR/95 (FILA) - COLOURED STAIN REMOVER(FABER)
	PENNARELLO FELT-TIP PEN		PS/87 (FILA) - SR/95 (FILA) - COLOURED STAIN REMOVER(FABER)
	RESIDUI DI SCOTCH REST OF STICKY TAPE		FILASOLV (FILA) - PS/87 (FILA) - SOLVENT STRIPPER (FABER)
ALONATURE RESIDUE RESIDUAL MARKS	SPORCO DELLE FUGHE TILE JOINT STAINS	DETERGENTE DETERGENT	FUGANET (FILA)
	ALONATURE VENTOSE STAINS FROM SUCTION CUPS		PS/87 (FILA)
	CERA PROTETTIVA PROTECTIVE WAX		PS/87 (FILA)

Attenzione: i prodotti a base acida possono corrodere marmo, granito, pietre naturali e metalli, pertanto evitarne l'uso nel caso di decori o inserti realizzati con questi materiali.  
Important: Acid products may corrode marble, granite, natural stone and metal. Avoid using in the presence of decoration or inserts in these materials.

PER L'USO ATTENERSI SCRUPOLOSAMENTE ALLE INDICAZIONI RIPORTATE SULL'ETICHETTA.  
FOR THE CORRECT USE PLEASE FOLLOW THE INSTRUCTION MENTIONED ON THE LABEL.

**CARATTERISTICHE TECNICHE**

LE NORME ISO  
QUESTE NORME, ELABORATE DALL'ISO TC 189, SOSTITUISCONO IN ITALIA, E NEI PAESI CHE LE HANNO RICONOSCIUTE, QUELLE PRECEDENTEMENTE ESISTENTI (EN).

**TECHNICAL CHARACTERISTICS**



THE ISO STANDARDS  
THESE STANDARDS, DRAWN UP BY THE ISO TC189, REPLACE THE PREVIOUS (EN) STANDARDS IN ITALY AND IN THE OTHER COUNTRIES THEY ARE RECOGNIZED.

ALLEGATO ANNEX	GRUPPO GROUP	ASSORBIMENTO D'ACQUA (E) WATER ABSORPTION (E)
G	Bla	E ≤ 0,5%
H	Blb	0,5% < E ≤ 3%
I	Blla	3% < E ≤ 6%
J	Bllb	6% < E ≤ 10%
K	Blll	E > 10%

**GRES PORCELLANATO / PORCELAIN TILES**

CLASSIFICAZIONE SECONDO NORME UNI EN 14411 (ISO 13006) ALLEGATO G-Gruppo Bla  
CLASSIFICATION IN ACCORDANCE WITH UNI EN 14411 (ISO 13006) ANNEX G-Group Bla

PROPRIETÀ FISICO-CHIMICHE PHYSICAL-CHEMICAL PROPERTIES	NORMA NORM	VALORE PRESCRITTO DALLE NORME VALUE PRESCRIBED FROM THE NORMS	VALORE ABK VALUE ABK
LUNGHEZZA E LARGHEZZA DIMENSIONE MEDIA DI OGNI PIASTRELLA LENGTH AND WIDTH OF THE AVERAGE-SIZES TILE	UNI EN ISO 10545/2	± 0,5%	CONFORME ACCORDING
SPESSORE THICKNESS	UNI EN ISO 10545/2	± 5%	CONFORME ACCORDING
RETTILINEARITÀ SPIGOLI WARPAGES OF EDGES	UNI EN ISO 10545/2	± 0,5%	CONFORME ACCORDING
ORTOGONALITÀ WEDGING	UNI EN ISO 10545/2	± 0,6%	CONFORME ACCORDING
PLANARITÀ FLATNESS	UNI EN ISO 10545/2	± 0,5%	CONFORME ACCORDING
ASSORBIMENTO D'ACQUA WATER ABSORPTION	UNI EN ISO 10545/3	E ≤ 0,5%	CONFORME ACCORDING
RESISTENZA ALLA FLESSIONE BENDING STRENGTH	UNI EN ISO 10545/4	≥ 35 N/mm <sup>2</sup>	CONFORME ACCORDING
FORZA DI ROTTURA BREAKING STRENGTH	UNI EN ISO 10545/4	≥ 1300 N	CONFORME ACCORDING
RESISTENZA ALL'ABRASIONE SUPERFICIALE PER PIASTRELLE SMALTATE ABRASION RESISTANCE FOR GLAZED TILES	UNI EN ISO 10545/7	IN FUNZIONE DELLA DESTINAZIONE D'USO ACCORDING TO THE DESTINATION OF FINAL USE	VEDI COLLEZIONE SEE COLLECTION
RESISTENZA AGLI SBALZI TERMICI THERMAL SHOCK RESISTANCE	UNI EN ISO 10545/9	RICHIESTA REQUIRED	RESISTE RESISTS
RESISTENZA AL GELO FROST RESISTANCE	UNI EN ISO 10545/12	RICHIESTA REQUIRED	INGELIVO FROST PROOF
RESISTENZA ALL'ATTACCO CHIMICO CHEMICAL RESISTANCE	UNI EN ISO 10545/13	-	RESISTE RESISTS
RESISTENZA ALLE MACCHIE RESISTANCE TO STAINING	UNI EN ISO 10545/14	GL ≥ MINIMO CLASSE 3	RESISTE RESISTS
RESISTENZA ALLO SCIVOLAMENTO SLIP RESISTANCE	B.C.R.A. C.A.	μ 0,19 SCIVOLOSITÀ PERICOLOSA - DANGEROUSLY SLIPPERY 0,20 < μ < 0,39 SCIVOLOSITÀ ECCESSIVA - EXCESSIVELY SLIPPERY 0,40 < μ < 0,74 ATTRITO SODDISFACENTE - SATISFACTORY GRIP μ 0,75 ATTRITO ECCELLENTE - EXCELLENT GRIP	VEDI COLLEZIONE SEE COLLECTION
	B.C.R.A. G.B.		
	ASTM C 1028 [S.C.O.F.]	SLIP RESISTANT (> 0,60)	VEDI COLLEZIONE SEE COLLECTION
	DIN 51130	IN FUNZIONE DELL'AMBIENTE O DELLA ZONA DI LAVORO BASING ON THE ENVIRONMENT OR THE WORKING AREA	VEDI COLLEZIONE SEE COLLECTION
	DIN 51097	-	VEDI COLLEZIONE SEE COLLECTION
	ANSI A 137-1:2012 AS/NZS 4586 :2013	> 0,42 SRV : 35 - 44 SRV : 45 - 54	VEDI COLLEZIONE SEE COLLECTION

VARIAZIONE CROMATICA SHADE VARIATION	VEDI COLLEZIONE SEE COLLECTION	 aspetto uniforme uniform appearance V1	 lieve variazione slight variation V2	 moderata variazione moderate variation V3	 forte variazione substantial variation V4
---	-----------------------------------	---	---	--	--

## CARATTERISTICHE TECNICHE TECHNICAL CHARACTERISTICS

### PASTA BIANCA DA RIVESTIMENTO / WHITE BODY WALL TILES

PROPRIETÀ FISICO - CHIMICHE PHYSICAL - CHEMICAL PROPERTIES	NORMA NORM	VALORE PRESCRITTO DALLE NORME VALUE PRESCRIBED FROM THE NORMS	PASTA BIANCA DA RIVESTIMENTO W&P W&P WHITE BODY WALL TILES VALORE ABK ABK VALUE CLASSIFICAZIONE SECONDO NORME EN 14411 (ISO 13006) - Gruppo B1b CLASSIFICATION IN ACCORDANCE WITH EN 14411 (ISO 13006) - Group B1b	PASTA BIANCA DA RIVESTIMENTO WHITE BODY WALL TILES VALORE PRESCRITTO DALLE NORME VALUE PRESCRIBED FROM THE NORMS CLASSIFICAZIONE SECONDO NORME EN 14411 (ISO 13006) - Gruppo B1b CLASSIFICATION IN ACCORDANCE WITH EN 14411 (ISO 13006) - Group B1b
LUNGHE LARGHE. DIMENSIONE MEDIA DI OGNI PIASTRELLA LENGTH AND WIDTH OF THE AVERAGE-SIZES TILES	UNI EN ISO 10545/2	$l \leq 12 \text{ cm} : \pm 0,5\%$ $l > 12 \text{ cm} : \pm 0,3\%$	solo Rettificato only Rectified	CONFORME ACCORDING
SPESSORE THICKNESS	UNI EN ISO 10545/2	$\pm 10\%$	$\pm 5,0\%$	CONFORME ACCORDING
RETTILINEARITÀ SPIGOLI WARPAGES OF EDGES	UNI EN ISO 10545/2	$\pm 0,3\%$	$\pm 0,3\%$	CONFORME ACCORDING
ORTOGONALITÀ WEDGING	UNI EN ISO 10545/2	$\pm 0,5\%$	$\pm 0,5\%$	CONFORME ACCORDING
PLANARITÀ FLATNESS	UNI EN ISO 10545/2	+ 0,5% - 0,3%	$\pm 0,3\%$	CONFORME ACCORDING
ASSORBIMENTO D'ACQUA WATER ABSORPTION	UNI EN ISO 10545/3	> 10%	$E \leq 6\%$	CONFORME ACCORDING
RESISTENZA ALLA FLESSIONE BENDING STRENGTH	UNI EN ISO 10545/4	per spessore $\geq 7,5 \text{ mm}$ >15 N/mm <sup>2</sup> per spessore < 7,5 mm >12 N/mm <sup>2</sup>	$\geq 30 \text{ N/mm}^2$	CONFORME ACCORDING
FORZA DI ROTTURA BREAKING STRENGTH	UNI EN ISO 10545/4	-	> 700 N	-
RESISTENZA AGLI SBALZI TERMICI THERMAL SHOCK RESISTANCE	UNI EN ISO 10545/9	RICHIESTA REQUIRED	RICHIESTA REQUIRED	RESISTE RESISTS
RESISTENZA AL GELO FROST RESISTANCE	UNI EN ISO 10545/12	RICHIESTA REQUIRED	NON RICHIESTA NOT REQUIRED	-
RESISTENZA ALLE MACCHIE RESISTANCE TO STAINING	UNI EN ISO 10545/14	CLASSE 3 MINIMO CLASS 3 MINIMUM	GL $\geq$ MINIMO CLASSE 3	CLASSE 4 MIN CLASS 4 MIN
DILATAZIONE DELL'UMIDITÀ MOISTURE EXPANSION	UNI EN ISO 10545-10	-	$\leq 0,1 \text{ (mm/m)}$	-

## ECOSOSTENIBILITÀ ECO-SUSTAINABILITY

Un ambiente ABK, oltre a distinguersi per il design, è sinonimo di qualità Made in Italy, ottenuta seguendo standard di sostenibilità sempre più evoluti.

L'80% dei materiali contenuti in questo catalogo viene prodotto con impasto ECO-BODY, contenente un 40% minimo di materie prime di qualità, recuperate da lavorazioni esterne ed interne; il valore di questa operazione è certificato da Bureau Veritas, che accredita i prodotti ECO-BODY anche all'interno del sistema internazionale LEED.

ABK promuove l'edilizia sostenibile, per questo è socio di Green Building Council Italia, l'associazione italiana dei leader che operano per trasformare il mercato dell'edilizia verso la sostenibilità ambientale. I soci GBC Italia promuovono la responsabilità ambientale, economica e sociale con contributi concreti all'innovazione, nel modo in cui gli edifici sono progettati, realizzati e utilizzati.

An ABK setting stands out as the standard-bearer of the Made in Italy design by pursuing continuously evolving sustainability standards.

Almost 80% of the materials illustrated in this catalogue is produced using the ceramic mixture ECO-BODY, which contains a minimum of 40% high-quality recycled material recovered from external and internal industrial processes. The sustainability performance in these operations is officially certified by Bureau Veritas, that also validates ECO-BODY products to the standards of the LEED international rating system.

With a view to promoting sustainable building, ABK has become a member of Green Building Council Italia, the Italian association of top leaders with an aim to implementing more sustainable practices in the building industry. The members of GBC Italia promote environmental, economical and social responsibility, while contributing in a concrete way to innovation in terms of building design, realization and utilization.



## GUIDA ALLA CONSULTAZIONE CONSULTATION GUIDE

60x120 2  
**INTERNO 9 RUST**  
**I9R34300** rett. F 68,90  
**I9L34300** lapp rett. F 81,90

---

**CODICE ARTICOLO** Article code      **CATEGORIA PREZZO:**  
F= prezzo espresso in Euro da calcolarsi al mq  
PZ= prezzo espresso in Euro da calcolarsi al pezzo

**NOME ARTICOLO** Article name

**FORMATO** Size

**PRICING CATEGORIES:**  
F= price in euro per square meter  
PZ= price in euro per unit  
**PEZZI PER SCATOLA** Pieces per box

- PIASTRELLE PER PAVIMENTI**  
Floor tiles | Carregales pour sol  
Bodenfliesen | Baldosas para pavimentos  
НАПОЛЬНАЯ ПЛИТКА
- PIASTRELLE PER RIVESTIMENTI**  
Wall Tiles | Faïences  
Wandfliesen | Baldosas para revestimientos  
ОБЛИЦОВОЧНАЯ ПЛИТКА
- SPESSORE**  
Thickness | Epaisseur  
Stärke | Espesor  
ТОЛЩИНА
- RESISTENZA AL GELO**  
Frost resistance | Résistance au gel  
Frostbeständigkeit | Resistencia a la helada  
МОРОЗОСТОЙКОСТЬ
- RESISTENZA ALLO SCIVOLAMENTO**  
Skid resistance | Résistance à la glissance  
Rutschfestigkeitskoeffizient  
Resistencia al deslizamiento  
КОЭФФИЦИЕНТ СОПРОТИВЛЕНИЯ СКОЛЖЕНИЮ
- VARIAZIONE CROMATICA**  
Colour shade variation | Variation de nuances  
Farbabweichung | Variación cromática  
ИЗМЕНЕНИЕ ЦВЕТА
- V1 ASPETTO UNIFORME**  
V1 uniform appearance | V1 aspect uniforme  
V1 einheitliche Optik | V1 aspecto uniforme  
V1 ОДНОРОДНЫЙ ВИД
- V2 LIEVE VARIAZIONE**  
V2 minimal variation | V2 légère variation  
V2 leichte farbabweichung | V2 variación ligera  
V2 ЛЕГКОЕ ИЗМЕНЕНИЕ
- V3 MODERATA VARIAZIONE**  
V3 moderate variation | V3 variation modérée  
V3 mässige farbabweichung | V3 variación moderada  
V3 УМЕРЕННОЕ ИЗМЕНЕНИЕ
- V4 FORTE VARIAZIONE**  
V4 substantial variation | V4 effet dénuancé  
V4 starke farbabweichung | V4 variación evidente  
V4 СИЛЬНОЕ ИЗМЕНЕНИЕ
- PRODOTTI COMPOSTI DA ECO-BODY,  
IMPASTO STANDARD LEED**  
Products made with ECO-BODY, standard LEED dough  
Produits composés d'Eco-body, Pâte standard LEED  
ECO-BODY PRODUKT, aus Standard LEED Scherbe  
Productos conformes a estándar leed  
Материал изготовлен из экологической смеси,  
соответствует стандарту LEED

## CONDIZIONI GENERALI DI VENDITA

**1) APPROVAZIONE** Gli ordini pervenuti sono per noi impegnativi solo dopo la nostra conferma scritta.

**2) CONSEGNA** La consegna del materiale s'intende avvenuta a carico effettuato presso i nostri magazzini. Tutti i rischi di trasporto, compresi ammanchi, rotture, deterioramenti e manomissioni sono a carico del Committente anche se il prezzo pattuito è franco di porto, FOB o C&F. Gli accordi con spedizionieri s'intendono sempre conclusi in nome e per conto del Committente che fin d'ora ratifica ed accetta l'operato.

**3) TERMINI DI CONSEGNA** I termini di consegna hanno carattere indicativo, eventuali ritardi nelle consegne, interruzioni, sospensioni totali o parziali delle forniture non daranno diritto ad indennizzi o risarcimento danni.

**4) CONTESTAZIONI** La garanzia della merce è limitata al solo, ed esclusivamente, materiale di prima scelta, con una tolleranza del 5% circa. Le differenze di tonalità non potranno essere denunciate come vizio del materiale. Eventuali reclami in merito alla qualità, tipo del materiale, dovranno pervenirci entro 8 giorni dalla data di consegna. Il compratore s'impegna a tenere a disposizione le partite contestate così da consentire il controllo dei difetti denunciati, in ogni caso la posa in opera ci esonera da qualsiasi responsabilità. Eventuali vizi o difetti di qualità della merce, ove siano denunciati nei termini di legge ed accertati o riconosciuti, danno diritto solamente alla sostituzione dei materiali difettosi, a condizione della preventiva restituzione delle merci contestate, e, su autorizzazione scritta dell'operazione di resa, restando tassativamente esclusi la risoluzione del contratto e qualsiasi risarcimento danni.

**5) DIMENSIONI E TONALITA'** I nostri materiali sono da classificarsi fra i prodotti cotti ad alta temperatura e come tali possono presentare differenze tra le dimensioni dichiarate e quelle effettivamente consegnate. Così si dica per le differenze di tono all'interno della medesima partita. Quanto sopra perciò non potrà essere oggetto di reclamo da parte del committente.

**6) IMBALLO E QUANTITA'** Il buono stato degli imballi e della loro confezione nonché della quantità consegnata resta accertato con l'accettazione della merce da parte del vettore. Questi, firmando la Bolla di Accompagnamento, si rende responsabile del buono stato del materiale e del quantitativo. Il compratore nel caso si verificano rotture ed ammanchi dovrà chiedere eventuali danni o risarcimenti al vettore.

**7) RESI** Per nessuna ragione l'acquirente potrà restituire il materiale senza nostra espressa preventiva autorizzazione scritta e tutte le spese sono a carico del Committente.

**8) ANNULLI** Non verranno accettati annullamenti di ordini se il materiale è già stato prodotto o se è già stata avviata la lavorazione e molto più se è già stata effettuata la spedizione. L'annullamento dell'ordine comporterà in ogni caso l'obbligo da parte del Committente di pagare l'intera fornitura. Nel caso che sia fattibile l'accettazione dell'annullamento il Cliente sarà tassativamente tenuto a rifondere tutte le spese sostenute dal produttore fino a quel momento.

**9) PREZZI** I prezzi riportati sui nostri listini non sono per noi impegnativi. Ci riserviamo il diritto di modificarli prima dell'accettazione dell'ordine.

**10) PAGAMENTI** I pagamenti devono essere effettuati solo presso la nostra sede. Il ritardo di 10 giorni di ogni pagamento dovuto, o la mancata copertura nel termine stesso di un titolo di credito, girato o ceduto o emesso dal committente, costituisce grado di insolvenza. In tal caso sarà nostra facoltà sospendere le forniture ed annullare ogni rapporto in corso; immediatamente esigere l'integrale pagamento di ogni rapporto in corso; esigere l'integrale pagamento di ogni nostro credito ed agire giudizialmente al riguardo, in via esecutiva o cautelare nonché per il risarcimento danni; in ogni caso, trascorsi 10 giorni da ogni pagamento dovuto, siamo autorizzati a emettere tratta a vista con spese senza preavviso. Inoltre decorreranno sul debito scaduto gli interessi moratori annui calcolati nella misura del tasso "prime rate" corrente maggiorato di 5 punti percentuali.

**11) UNITÀ MINIMA DI VENDITA** Non si effettuano vendite inferiori alla scatola.

**12) RISERVATO DOMINIO** Il materiale anche se spedito e regolarmente fatturato resta di nostra proprietà fino al pagamento totale della fornitura medesima anche in caso di passaggio o vendita terzi.

**13) FORO COMPETENTE** Per qualsiasi controversia sarà esclusivamente competente il foro di Modena.

## SERVIZI DI LOGISTICA

**ANNULLAMENTO ORDINI** per l'annullamento autorizzato di ordini di materiali già consegnati al nostro deposito e per resi autorizzati, verrà addebitato il 15% del valore imponibile, con fisso minimo di 20 €, per contributo spese di trasporto e rielezione.

**ORDINI MINIMI** per ordinativi limitati che sono a "completamento" od "evasioni singole" il cui valore imponibile è inferiore a 100 €, verrà applicata una maggiorazione di 20 € netta fissa.

**SPALLETTIZZATO** per ordini di metratura inferiore al pallet completo, verrà applicata una maggiorazione fissa di 1,50 € al mq.

**CONSEGNE URGENTI** per preparazione di ordini entro le 24 ore, con un limite massimo di 2 articoli totali, verrà addebitata una maggiorazione di 30 € netta fissa.

## IMBALLAGGI

### ADDEBITO

Gli imballaggi speciali delle collezioni Wide saranno addebitati al costo visibile nella tabella riepilogativa.

**RESO** gli stessi potranno essere resi e riaccreditati a condizione che vengano restituiti in buono stato.

## GENERAL SALES TERMS AND CONDITIONS

**1) APPROVAL** All orders that we receive are considered to be binding only after our written confirmation has been issued.

**2) DELIVERY** The materials are intended as delivered upon loading at our warehouses. All transport risks, including missing pieces, breakage, deterioration and tampering are the sole responsibility of the Client, even if the price agreed upon is carriage free, FOB, or C&F. Agreements with forwarding agents are intended as concluded in the name of and on behalf of the Client, who hereby confirms and accepts their terms and conditions.

**3) TERMS OF DELIVERY** The terms of delivery are indicative, eventual delays in the delivery, interruptions, or total or partial suspensions of the supply do not allow any right to indemnification or compensation for damages.

**4) DISPUTES** The guarantee of the goods is limited only and exclusively to first rate materials, with a tolerance of approximately 5%. The difference in shades of colour cannot be declared as a material defect. Eventual complaints regarding the quality or the type of material must be submitted within 8 days from the date of delivery. The purchaser agrees to make available the disputed lots in order that the declared defects may be controlled. In any case, the installation exonerates the manufacturer from any liability. Eventual manufacturing defects or quality defects in the goods, where declared according to law and ascertained or recognized, give right only to the replacement of the defective materials, provided that the goods have been returned previously and the written authorization of the return operation has been issued, the resolution of the contract as well as any compensation for damages is peremptorily waived and excluded.

**5) DIMENSIONS AND TONALITY** Our materials are classified as products fired at high temperatures and as such may present discrepancies between the dimensions declared and those actually delivered. The same applies for differences in colours within the same production lot. Therefore, the client may not present a dispute regarding abovementioned product characteristic.

**6) PACKAGING AND QUANTITY** The good condition of the packaging and cartons as well as the quantity delivered are verified upon acceptance of the goods by the forwarding agent. The forwarding agent declares himself responsible for the condition and quality of the goods upon signing the packing list. In case of missing pieces of breakage, the purchaser must ask for eventual damages or compensation from the forwarding agent.

**7) RETURNS** For no reason will purchaser be able to return the material without our express prior written authorization and all the costs of the return will be assumed by the Client.

**8) CANCELLATIONS** Order cancellations will not accepted if the material has already been produced or if the production has already begun, and more so if the materials have already been shipped. In any case, the Client is obliged to pay the entire sum of the supply if the order is cancelled. If the acceptance of the cancellation is feasible, the Client will be peremptorily obliged to reimburse all the expenses sustained by the producer up to that moment.

**9) PRICES** The prices on our price list are not binding. We reserve the right to modify prices before accepting an order.

**10) PAYMENT** Payments must be made only in our main office. Delays of more than 10 days for each payment due or insufficient funds during the same term of a check, whether endorsed or transferred, or issued by the customer, constitutes bad debt. In this case, we reserve the right to suspend supply and annual all ongoing relations, immediately require total payment of all ongoing relations; require total payment of each credit and to make legal recourse, whether executive or precautionary, as well as request compensation for damages. In any case, after 10 days any payment due, we are authorized to issue an on-sight draft with expenses without notice. Furthermore, annual penalty interest will accumulate on the expired debt to be calculated according to the current "Prime rate" plus five (%) percentage points.

**11) MINIMUM PACKAGING REQUIREMENTS** Sales of less than one box will not be allowed.

**12) SELLER'S LIEN** The material, even is shipped and regularly invoiced, remains our property until payment in full of the invoice itself, even in case of passage or sale to third parties.

**13) PLACE OF JURISDICTION** For any eventual dispute, the only place of jurisdiction will be the Modena Tribunal.

## GENERAL NOTE

**CANCELLATION OF ORDERS** for the authorized cancellation of orders for materials already delivered to our warehouse and for authorized returns of the goods, 15% of the taxable value will be charged, with a minimum fixed contribution of € 20 towards transport and reselection costs.

**MINIMUM ORDERS** for limited orders to complete a previous order or for single deliveries, with a taxable value of less than € 100, there is a fixed net surcharge of € 20.

**ORDERS FOR LESS THAN 1 PALLET** for orders of less than 1 complete pallet, will be charged a fixed amount of 1,50 €/m2

**URGENT DELIVERIES** for orders to be prepared within 24 hours, with a maximum quantity of 2 articles, there is a fixed net surcharge of € 30.

## PACKAGING

### CHARGES

Special packaging for wide collections will be charged according to the schedule.

### RETURNS

The packaging may be returned in its original condition for credit against future orders.



## CONDITIONS GÉNÉRALES DE VENTE

**1) ACCEPTATION** Les commandes parvenues ne seront valables de manière définitive qu’après confirmation écrite de notre part.

**2) LIVRAISON** La livraison du matériel est à considérer effectuée au moment du chargement dans nos entrepôts. Tous les risques de transport, tels que les manques, les casses ,détériorations ou endommagements sont à la charge de l’Acheteur, même lorsque le prix convenu est franco , FOB ou C&F. Les accords conclus avec les transporteurs sont à considérer toujours au nom et pour compte de l’Acheteur, qui confirme et accepte les conditions au préalable.

**3) DÉLAIS DE LIVRAISON** Les délais de livraison ont un caractère indicatif; les éventuels retards de livraisons, interruptions, suspensions totales ou partielles des fournitures ne donneront droit à aucun dédommagement ou remboursement et intérêts.

**4) CONTESTATIONS** La garantie de la merchandise se limite seulement et exclusivement au materiel de premier choix, avec une marge de tolérance de 5% environ. Les différences de nuances ne pourront être dénoncées comme vice du matériel. Les éventuelles réclamations relatives à la qualité, au type de matériel, devront nous parvenir dans les 8 jours à partir du jour de livraison. L’Acheteur s’engage à mettre à disposition les parties contestées de manière à permettre le contrôle des défauts déclarés, sachant que la pose nous libère quoiqu’il en soit de toute responsabilité. Les éventuels vices ou défauts de qualité de la marchandise, si déclarés en vertu des termes de loi et confirmés ou reconnus, ne donnent droit qu’à la substitution des matériaux défectueux, à condition que les marchandises contestées ne soient rendues préalablement et, sur autorisation écrite de l’opération de restitution, en renonçant et en excluant ainsi de manière formelle la résolution du contrat tout comme les éventuels dommages et intérêts.

**5) DIMENSIONS ET TONS** Nos matériels se classent parmi les produits cuits à haute températures et peuvent présenter en tant que tels des différences entre les dimensions déclarées et celles effectivement livrées.

C’est ainsi que sont considérées les différences de tons à l’intérieur d’un même lot. C’est pourquoi, en vertu des conditions présentées précédemment, ceci ne pourra faire l’objet d’aucune réclamation de la part de l’Acheteur.

**6) EMBALLAGE ET QUANTITES** Le bon état des emballages et de leur confection, ainsi que de la quantité livrée est confirmé après acceptation de la marchandise de la part du transporteur. Ce dernier, en signant le Bon de Livraison, se tient responsable du bon état du matériel et de la quantité. En cas de casses ou manques, l’acheteur devra demander des éventuels dommages et intérêts ou dédommagements au transporteur.

**7) RESTITUTIONS** En aucun cas l’Acheteur ne pourra rendre la matériel sans préalablement recevoir une autorisation écrite de notre part et tous les frais sont à la charge de l’Acheteur.

**8) ANNULLATIONS** Aucune annulation de commandes ne sera acceptée si le matériel a déjà été produit ou si la phase de production a déjà été commencé, ni même si la livraison a déjà été effectuée.

L’annulation de la commande comportera dans tous les cas l’obligation de la part de l’Acheteur de payer la totalité de la marchandise. Au cas où l’acceptation de l’annulation est faisable, le Client sera formellement tenu à recouvrir tous les frais engendrés par le producteur jusqu’alors.

**9) PRIX** Les prix reportés sur nos catalogues ne sont pas définitifs. Nous nous réservons le droit de les modifier avant l’acceptation de la commande.

**10) PAIEMENTS** Les paiements ne doivent être effectués qu’après de notre siège. Le retard de plus de 10 jours de tout paiement dû ou la non couverture dans le même délai d’un titre de crédit, transféré ou cédé, ou bien émis par l’Acheteur, consitue un niveau d’insolvabilité. Dans ce cas, il est en notre pouvoir de suspendre les livraisons et annuler tout rapport en cours; d’exiger le paiement intégral et immédiat de nos crédits; d’exiger le paiement intégral de tout en notre faveur et d’agir judiciairement à cet égard, de manière

exécutive ou préventive ainsi que pour les dommages et intérêts. Dans tous les cas, aussitôt qu’un paiement du dépasse le délai des 10 jours, nous sommes autorisés à émettre une traite à vue avec frais sans préavis. En outre, les intérêts moratoires annuels calculés en fonction du taux “premiers versements” courant majoré à 5 points pourcents, prendrant effet sur le débit dépassé.

**11) MINIMUM UNITE DE VENTE** Aucune vente inférieure à la boite ne peut être effectuée.

**12) DOMAINE RÉSERVÉ** Le matériel, même si livré et régulièrement facturé reste notre propriété jusqu’au paiement total de ladite marchandise, même en cas de passage ou vente à un tiers.

**13) TRIBUNAL COMPETENT** Le Tribunal de Modena sera compétent de manière exclusive en cas de litige.

### SERVICES LOGISTIQUES

**ANNULATION D’UNE COMMANDE** pour annuler une commande de matériaux déjà livrés à notre dépôt, et pour une restitution autorisée, une somme équivalente à 15 % de la valeur imposable vous sera débitée, avec un montant fixe minimum de 20 €, en tant que participation aux frais de transport et de resélection.

**COMMANDES MINIMUM** pour les commandes visant à “compléter” ou constituant des “expéditions individuelles” dont la valeur imposable est inférieure à 100 €, un supplément de 20 € net et fixe sera appliqué.

**CONTREMARQUE** pour toute commande inférieure à la palette, un montant fixe de 1,50 €/m2 sera ajouté au prix d’achat

**LIVRAISONS URGENTES** pour la préparation de commandes à livrer dans les 24 heures, avec une limite maximum de 2 articles en tout, un supplément de 30 € net et fixe sera appliqué.

### EMBALLAGES

#### COÛT

les emballages spéciaux des collections Wide seront facturés au coût indiqué dans le tableau résumé.

#### RETOUR

Ils pourront être retournés et faire l’objet d’un remboursement à condition qu’ils soient en bon état.

## ALLGEMEINE VERKAUFSBEDINGUNGEN

**1) BESTÄTIGUNG** Eingegangene Bestellungen sind für uns nur verbindlich, wenn sie schriftlich durch uns bestätigt wurden.

**2) LIEFERUNG** Die Lieferung des Materials ist für uns mit dessen Beladung bei unserem Lager abgeschlossen. Alle durch den Transport bedingten Risiken, einschließlich Fehlmengen, Bruch, Beschädigung und sonstige Beeinträchtigungen gehen zu Lasten des Auftraggebers, auch wenn der vereinbarte Preis frachtfrei. FOB oder C&F ist. Die Vereinbarungen mit den Speditiionsunternehmen werden im Namen und auf Rechnung des Auftraggebers getroffen, der die Entlastung bestätigt und erteilt.

**3) LIEFERFRISTEN** Die Lieferfristen sind ungefähre Angaben; im Falle einer Verzögerung, Unterbrechung bzw. teilweiser oder kompletter Aussetzung der Lieferungen besteht kein Recht auf Entschädigung oder Schadenerstatz.

**4) BEANSTANDUNGEN** Die Garantie auf die Ware bezieht sich ausschließlich auf Material erster Wahl, bei einer Toleranz von ca. 5%. Unterschiede bei Farbtönen können nicht als Materialfehler geltend gemacht werden. Eventuelle Beanstandungen in Bezug auf die Qualität und Materialart müssen innerhalb von 8 Tagen ab dem Lieferdatum bei uns eingehen. Der Käufer verpflichtet sich, die beanstandeten Warenpartien für die Überprüfung der angezeigten Mängel zur Verfügung zu halten. Die Verlegung des Materials befreit uns in jedem Fall von jeglicher Haftung. Eventuelle Fehler oder Qualitätsmängel der Ware, sofern diese innerhalb der gesetzlich vorgeschriebenen Fristen gemeldet, überprüft und anerkannt wurden, beinhalten lediglich das Recht auf einen Umtausch der fehlerhaften Materialien, unter der Bedingung, dass die beanstandete Ware vorher, nach schriftlicher Genehmigung der Warenrückgabe, zurückgeschickt wurde und unter Verzicht und Ausschluss des Anspruchs auf eine Vertragsauflösung oder jegliche Art von Schadenersatz.

**5) ABMESSUNGEN UND FARBTÖNE** Unsere Materialien sind als Produkte klassifiziert, die bei hohen Temperaturen gebrant werden, weshalb es sein kann, dass die tatsächlichen Abmessungen von den genannten Abmessungen abweichen. Das gleiche gilt für Farbunterschiede innerhalb desselben Warenpostens. Diese Umstände geben dem Auftraggeber kein Recht zu Beanstandungen.

**6) VERPACKUNG UND MENGE** Mit Annahme der Ware durch das Beförderungsunternehmen gelten der gute Zustand der Verpackungen sowie die übergebene Warenmenge als bestätigt. Das Transportunternehmen übernimmt mit Unterzeichnung des Versandscheins die Verantwortung für den guten Zustand und die Menge des Materials. Der Käufer muss sich im Fall von Brüchen oder Fehlware für eventuelle Schäden oder Entschädigungen as das Beförderungsunternehmen wenden.

**7) WARENRÜCKGABE** Der Käufer kann die Ware in keinem Fall ohne unsere ausdrückliche schriftliche Genehmigung zurückgeben; alle entstehenden Kosten werden vom Auftraggeber übernommen.

**8) STORNIERUNGEN** Auftragstornierungen werden nicht akzeptiert, wenn das Material bereits hergestellt wurde, die Produktion angelaufen ist oder die Ware gar bereits verschickt wurde. Bei der Stornierung einer Bestellung ist der Auftraggeber in jedem Fall verpflichtet, die gesamte Lieferung zu bezahlen. Falls die Stornierung akzeptiert wird, ist der Kunde verpflichtet, alle Kosten zu übernehmen, die dem Hersteller bis zu diesem Zeitpunkt entstanden sind.

**9) PREISE** - Die in unserer Preisliste angegebenen Preise sind für uns nicht verbindlich. Wir behalten uns das Recht vor, diese vor de Bestellsannahme zu ändern.

**10) ZAHLUNG** - Die Zahlungen können nur direkt an uns erfolgen. Eine Verspätung von mehr als 10 tagen jeder geschuldeten Zahlung bzw. die fehlende Deckung eines girierten, abgetretenen oder vom Auftraggeber ausgestellten Kreditpapiers innerhalb desselben Zeitraums wird als Zahlunsunfähigkeit gewertet. In diesem Fall haben wir das Recht, die Lieferungen auszusetzen und jedes bestehende Geschäftsverhältnis abzubrechen; unverzüglich die vollständige Zahlung aller unserer Forderungen im Rahmen eines Vollstreckungs- oder Sicherstellungsverfahrens rechtlich zu beanspruchen, ebenso wie eine Entschädigung; in jedem fall sind wir 10 Tage nach Ablauf der Zahlungsfrist berechtigt, ohne Vorankündigung eine Sichttratte zuzüglich der entsprechenden Kosten auszustellen. Außerdem werden auf den geschuldeten Betrag die jährlichen Verzugszinsen in Höhe des laufenden, um fünf Prozentpunkte erhöhten Privatdiskontsatzes berechnet.

**11) VERPACKUNGSGRÖSSE** Es werden keine Mengen unterhalb der Größe eines Kartons verkauft.

**12) EIGENTUMSVORBEHALT** Das Material bleibt auch bei regulärem Transport und normaler Rechnungsstellung bis zur vollständigen Bezahlung der Lieferung in unserem Eigentum, auch im Falle der Weitergabe oder des Verkaufs an Dritte.

**13) GERICHTSSTAND** Gerichtsstand in Streitfällen ist ausschließlic das Gericht Modena.

### LOGISTIC SERVICES

**STORNIERUNG VON BESTELLUNGEN** Für die Genehmigte Stornierung von Bestellungen von bereits an unser Lager gelieferten Materialien, und für autorisierte Rückgaben, werden 15% des Steuerwertes bzw. mindestens 20 € als Kostenbeitrag für den Transport und die erneute Auswahl in Rechnung gestellt.

**MINDESTBESTELLUNGEN** für beschränkte Bestellungen zur „Fertigstellung“ oder „Einzelabfertigung“, deren Steuerwert unter 100 € liegt, wird ein fixer Nettoaufschlag von 20 € in Rechnung gestellt.

**KOMMISSIONSZUSCHLAG** zu allen als eine volle Paletten geringere Auftrage wird ein Zuschlag von 1,50 €/Qm angewandt werden.

**DRINGENDE AUFTRAEGE** Zu Auftraegen, die ausnahmweise in 24 Stunden abgewickelt werden sollen, wird einen Fix-Zuschlag von 30,00 € angewandt werden.

### VERPACKUNGEN

#### BELASTUNG

Die Verpackungskosten für die WIDE Serien werden auf die Übersicht.

#### ZURÜCKERSTATTUNG

Unter der Voraussetzung, dass sie in gutem Zustand zurückerstattet werden, können sie zurückgesandt und wieder gutgeschrieben werden.

## ОБЩИЕ УСЛОВИЯ ПРОДАЖИ

С условиями поставки и доставки ознакомиться можно на странице ["Условия поставки"](#)

С условиями доставки ознакомиться можно на странице ["Условия доставки"](#)

С условиями оплаты ознакомиться можно на странице ["Условия оплаты"](#)

- ПОДТВЕРЖДЕНИЕ** - Поступившие к нам заказы действительны только после нашего письменного подтверждения.
- ПОСТАВКА** - Поставка материала считается выполненной в момент окончания погрузки на наших складах. Заказчик несет все риски, связанные с транспортировкой, включая недостачу, поломку, порчу и нарушение целостности упаковки, также если на продукцию установлена цена франко-порт, FOB или C&F. Соглашения с экспедиторами всегда заключаются от имени и за счет Заказчика, который с момента заключения соглашения утверждает и принимает проделанную работу.
- СРОКИ ПОСТАВКИ** - Сроки поставки имеют ориентировочный характер, возможная задержка поставки, ее приостановка, частичное или полное прекращение не дают права на возмещение убытков или компенсацию за ущерб.
- ПРЕДЪЯВЛЕНИЕ ПРЕТЕНЗИЙ** - Гарантия на товар распространяется только и исключительно на первосортный материал с допусκαемым отклонением приблизительно на 5%. Различия в оттенках не будут считаться дефектом материала. Возможные претензии в отношении качества, типа материала должны быть предъявлены в течение 8 дней с даты поставки. Покупатель обязуется предоставить признанные им дефектными партии товара для проверки обоснованности претензии; в любом случае, после укладки материала мы не несем никакой ответственности. Возможные выявленные или подтвержденные недостатки или дефекты качества товара, при условии, что покупатель заявил о них в течение установленных законом сроков, дают покупателю право только на замену дефектного материала, которая осуществляется после возврата дефектного товара и на основании акта о возврате товара, составленного в письменной форме, при этом категорически исключается отказ от договора или его расторжение, а также какое-либо возмещение убытков.

- РАЗМЕРЫ И ОТТЕНКИ** - Наши материалы относятся к продуктам, которые подвергаются обжигу при высокой температуре, поэтому заявленные и реальные размеры поставленных изделий могут отличаться. Это касается и различий в оттенках изделия из одной и той же партии. В связи с этим размеры и оттенки не могут быть предметом рекламыи со стороны заказчика.
- УПАКОВКА И КОЛИЧЕСТВО** - Перевозчик должен проконтролировать груз по количеству и целостности упаковки при приемке товара. Перевозчик, подписывая Сопроводительную Накладную, несет ответственность за сохранность материала и за его количество. В случае обнаружения повреждений и недостачи возможные претензии о возмещении ущерба за понесенные убытки покупатель должен предъявлять перевозчику.

- ВОЗВРАТ ТОВАРА** - Покупатель не может ни на каком основании осуществлять возврат товара без нашего предварительного письменного согласия. Все расходы будут отнесены на счет Заказчика.

- АННУЛИРОВАНИЕ ЗАКАЗА** - Отмена заказа не будет приниматься, если материал был уже изготовлен, или если уже было начато его производство, а тем более, если уже была произведена отправка. В любом случае, при отмене заказа Заказчик будет обязан произвести оплату всей поставки. Если отмена заказа будет возможна, Клиент должен будет возместить все расходы, понесенные производителем до момента отмены.

- ЦЕНЫ** - Цены, указанные в наших прайс-листах, имеют ориентировочный характер. Мы оставляем за собой право изменить цены перед принятием заказа
- ПЛАТЕЖИ** - Оплата товара должна производиться только прямым платежом. Задержка более чем на 10 дней каждого причитающегося платежа или отсутствие покрытия в срок векселя, который был передан, уступлен или выставлен заказчиком, является состоянием неплатежеспособности. В таком случае мы оставляем за собой право приостановить поставку, отменить все текущие отношения, а также немедленно потребовать полной выплаты каждой задолженности и обращаться по этому поводу в суд, в исполнительном или предупредительном порядке, а также с требованием возмещения ущерба; в любом случае, по истечении 10 дней с даты причитающегося платежа, мы имеем право без предупреждения выписать переводный вексель на предъявителя с оплатой издержек. Кроме того, на просроченную задолженность начисляются проценты по неустойке по текущей процентной ставке 5 % годовых.

- РАСПАКОВКА КОРОБОК** - Продажа товара осуществляется только целыми заводскими коробками.
- ПРАВО УДЕРЖАНИЯ ТОВАРА** - товар остается нашей собственностью до момента полной оплаты поставки даже в случае, если была произведена отправка, и был выставлен счет-фактура также в случае передачи или продажи товара третьим лицам.
- КОМПЕТЕНТНЫЙ СУД** - Рассмотрение любых споров будет находиться в исключительной компетенции Суда г. Модены.

### ЛОГИСТИЧЕСКИЕ УСЛУГИ

С условиями поставки и доставки ознакомиться можно на странице ["Условия поставки"](#)

С условиями доставки ознакомиться можно на странице ["Условия доставки"](#)

С условиями оплаты ознакомиться можно на странице ["Условия оплаты"](#)

С условиями доставки ознакомиться можно на странице ["Условия доставки"](#)

С условиями оплаты ознакомиться можно на странице ["Условия оплаты"](#)

**МИНИМАЛЬНЫЙ ЗАКАЗ** – в случае ограниченных заказов, представляющих собой как «отдельные заказы», так и «дополнения» к другим заказам, облагаемая налогом стоимость которых составляет менее 100, применяется чистая фиксированная надбавка в размере 20.

С условиями поставки и доставки ознакомиться можно на странице ["Условия поставки"](#)

**НЕ ПОЛНЫЙ ПОДДОН** – для заказов менее чем полный поддон, стоимость каждого квадратного метра плитки будет увеличена на 1,50.

С условиями поставки и доставки ознакомиться можно на странице ["Условия поставки"](#)

**СРОЧНЫЕ ПОСТАВКИ** – при подготовке заказов в течение 24 часов, содержащих максимум 2 артикула, применяется чистая фиксированная надбавка в размере 30.

С условиями поставки и доставки ознакомиться можно на странице ["Условия поставки"](#)

С условиями доставки ознакомиться можно на странице ["Условия доставки"](#)

С условиями оплаты ознакомиться можно на странице ["Условия оплаты"](#)

С условиями доставки ознакомиться можно на странице ["Условия доставки"](#)

С условиями оплаты ознакомиться можно на странице ["Условия оплаты"](#)

С условиями доставки ознакомиться можно на странице ["Условия доставки"](#)

**ЗАНЕСЕНИЕ В ДЕБЕТ СЧЕТА**  
Специальные упаковки коллекций WIDE будут взиматься по стоимости, доступной для ознакомления в сводной таблице.

С условиями поставки и доставки ознакомиться можно на странице ["Условия поставки"](#)

**ВОЗВРАТ**  
Упаковка может быть возвращена, а ее стоимость зачтена, при условии ее возврата в хорошем состоянии.

### IMBALLI - PACKAGING

#### GRES PORCELLANATO / PORCELAIN TILES

F.to nominale Nominal size	Finitura Finish	Spessore Thickness	F.to reale (mm) Work size (mm)	Imballo Packing	Pz/Scat. Pcs/Box	Mq/Scat. Sqm/Box	Kg/Scat. Kg/Box	Scat./ Imb. Box/ Packing	Pz Totali Pcs Total	Mq totali Sqm total	Kg Imb. Kg Packing	Kg Totali Kg Total	Prezzo Imb. Packing price
163,5x323 65.2"x129.2"	nat.	12	1635x3230	Cassa Crate	-	-	-	-	10	51,20	139	1.660	€ 130,00
163,5x323 65.2"x129.2"	lux+	12	1635x3230	Cassa Crate	-	-	-	-	9	46,08	139	1.508	€ 130,00
163,5x323 65.2"x129.2"	nat. / lux+	12	1635x3230	Cavalletto container legno A - frame Container Rack pallet wood A - frame	-	-	-	-	22	112,64	180	3.524	€ 235,00
163,5x323 65.2"x129.2"	nat. / lux+	12	1635x3230	Cavalletto container metallo A - frame Container Rack pallet metal A - frame	-	-	-	-	22	112,64	180	3.524	€ 400,00
160x320 64"x128"	rett	6	1596,5x3195	Cassa Crate	-	-	-	-	14	71,68	139	1.214	€ 130,00
				Cavalletto container Container Rack pallet	-	-	-	-	36	184,32	180	2.945	€ 235,00
120x270 48"x108"	rett	6	1194x2700	Cassa Crate	-	-	-	-	18	58,32	112	987	€ 115,00
				Cavalletto Rack pallet	-	-	-	-	36	116,64	115	1.865	€ 135,00
				Cavalletto container Container Rack pallet	-	-	-	-	36	116,64	130	1.880	€ 210,00
120x240 48"x96"	rett	7	1194x2390	Cavalletto Rack pallet	-	-	-	-	40	115,20	100	2.116	€ 120,00
				Cassa Crate	-	-	-	-	20	57,60	100	1.108	€ 100,00
				Cavalletto container Container Rack pallet	-	-	-	-	40	115,20	115	2.131	€ 190,00
160x160 64"x64"	rett	6	1596,5x1596,5	Cassa Crate (160x160)	-	-	-	-	28	71,68	75	1.150	€ 90,00
				Cassa Crate (160x320)	-	-	-	-	28	71,68	139	1.214	€ 130,00
				Cavalletto container Container Rack pallet	-	-	-	-	36	92,16	95	1.477	€ 170,00
80x160 32"x64"	rett.	9	797,25x1596,5	Cavalletto Rack pallet	2	2,56	50,00	22	44	56,32	70	1.170	€ 50,00
				Pallet con sponde Pallet with sides	2	2,56	50,00	22	44	56,32	40	1.140	-
26x200 10"x80"	rett	7	264,4x2000	Cavalletto Rack pallet	5	2,60	45,50	16	80	41,60	50	778	-
40x170 16"x68"	rett.	9	400x1700	pallet	2	1,36	27,00	32	64	43,52	20	884	-
20x170 8"x68"	rett.	9	199x1700	pallet	4	1,36	27,00	36	144	48,96	20	992	-
120x120 48"x48"	rett.	9	1194x1194	Pallet con sponde Pallet with sides	2	2,88	50,40	22	44	63,36	40	1.149	-
120x120 48"x48"	rett.	9	1194x1194	Pallet con sponde Pallet with sides	2	2,88	56,16	18	36	51,84	40	1.051	-
60x120 24"x48"	rett.	7	596x1194	pallet	3	2,16	37,80	27	81	58,32	20	1.041	-
60x120 24"x48"	rett.	9	596x1194	pallet	2	1,44	28,00	30	60	43,20	20	860	-
60x120 mix sizes (interno 9)	rett.	9	596x1194	pallet	2	1,44	28,00	26	52	37,44	20	748	-
60x120 mix floor 24"x48" (unika)	rett.	9	-	pallet	2	1,44	28,00	26	52	37,44	20	748	-
60x120 24"x48"	rett.	20	596x1195	pallet	1	0,72	32,65	30	30	21,60	20	1.000	-
30x120 12"x48"	rett.	7	297x1194	pallet	5	1,80	31,50	36	180	64,80	20	1.154	-
30x120 12"x48"	rett.	9	297x1194	pallet	4	1,44	28,00	36	144	51,84	20	1.028	-
30x120 12"x48"	rett.	20	295x1200	pallet	2	0,72	33,62	32	64	23,04	20	1.096	-
20x120 8"x48"	rett.	7	197,3x1194	pallet	8	1,92	33,60	36	288	69,12	20	1.230	-
20x120 8"x48"	rett.	9	199x1194	pallet	6	1,44	27,20	36	216	51,84	20	999	-
90x90 36"x36"	rett.	9	900x900	pallet	2	1,62	36,50	20	40	32,40	20	750	-

## IMBALLI - PACKAGING

### GRES PORCELLANATO / PORCELAIN TILES

F.to nominale Nominal size	Finitura Finish	Spessore Thickness	F.to reale (mm) Work size (mm)	Imballo Packing	Pz/Scat. Pcs/Box	Mq/Scat. Sqm/Box	Kg/Scat. Kg/Box	Scat./Imb. Box/Packing	Pz Totali Pcs Total	Mq totali Sqm total	Kg Imb. Kg Packing	Kg Totali Kg Total	Prezzo Imb. Packing price
90x90 36"x36"	rett.	20	896x896	pallet	1	0,81	36,60	30	30	24,30	20	1.118	-
80x80 32"x32"	rett.	9	797,25x797,25	pallet	2	1,28	25,00	44	88	56,32	20	1.120	-
80x80 32"x32"	rett.	11	800x800	pallet	2	1,28	32,50	40	80	51,20	20	1.320	-
60x80 mix wall (unika)	rett.	9	-	pallet	2	0,96	19,00	54	108	51,84	20	1.046	-
40x80 16"x32"	rett.	9	397,62x797,25	pallet	3	0,96	19,00	30	90	28,80	20	590	-
40x80 16"x32"	nat.	20	-	pallet	2	0,64	28,26	24	48	15,36	20	698	-
20x80 8"x32"	rett.	9	199x800	pallet	8	1,28	25,00	42	336	53,76	20	1.070	-
20x80 french 8"x32" pattern	rett.	9	199x800	pallet	6	0,82	16,00	36	216	29,52	20	596	-
13,5x80 5,3"x32"	rett.	9	132x800	pallet	10	1,08	21,06	40	400	43,20	20	862	-
60x60 24"x24"	nat.	9	-	pallet	3	1,08	21,20	40	120	43,20	20	868	-
60x60 24"x24"	rett.	9	596x596	pallet	3	1,08	21,20	40	120	43,20	20	868	-
60,4x60,4 (level) 24"x24"	nat.	9	-	pallet	4	1,46	26,20	32	128	46,72	20	858	-
60x60 (level) 24"x24"	rett.	9	595x595	pallet	4	1,44	25,80	32	128	46,08	20	846	-
60x60 (grace) 24"x24"	lapp.extra	10	596x596	pallet	3	1,08	23,00	40	120	43,20	20	940	-
30x60 mix sizes 12"x24" (gent)	rett.	7	297x596	pallet	7	1,26	22,05	40	280	50,40	20	902	-
30x60,4 (level) 12"x24"	nat.	9	-	pallet	7	1,27	22,80	40	280	50,80	20	932	-
30x60 12"x24"	nat.	9	-	pallet	6	1,08	21,20	40	240	43,20	20	868	-
30x60 12"x24"	rett.	9	297x596	pallet	6	1,08	21,20	40	240	43,20	20	868	-
30x60 (level) 12"x24"	rett.	9	296x595	pallet	7	1,26	22,50	40	280	50,40	20	920	-
30x60 (rocks) 12"x24"	rett.	9	297x596	pallet	6	1,08	21,60	40	240	43,20	20	884	-
30x60 mix sizes 12"x24" (docks/dwtn)	rett.	9	297x596	pallet	6	1,08	21,20	40	240	43,20	20	868	-
50x50 20"x20"	nat.	9	-	pallet	4	1,00	20,00	36	144	36,00	20	740	-
33,3x33,3 13"x13"	nat.	9	-	pallet	11	1,22	24,00	44	484	53,68	20	1.076	-
33,3x33,3 (petraia) 13"x13"	nat.	9	-	pallet	11	1,22	22,60	44	484	53,68	20	1.014	-
33,3x33,3 (zanzibar) 13"x13"	nat.	9	-	pallet	14	1,57	24,28	42	588	65,94	20	1.040	-
16,65x33,3 6,5"x13"	nat.	9	-	pallet	11	0,61	11,00	88	968	53,68	20	988	-
20x40 8"x16"	nat.	9	-	pallet	15	1,20	21,00	64	960	76,80	20	1.364	-
20x20 (vintage gent) 8"x8"	burattato	7	-	pallet	34	1,36	22,00	42	1428	57,12	20	944	-
20x20 8"x8"	nat.	9	-	pallet	30	1,20	21,00	64	1920	76,80	20	1.364	-

F.to nominale Nominal size	Finitura Finish	Spessore Thickness	F.to reale (mm) Work size (mm)	Imballo Packing	Pz/Scat. Pcs/Box	Mq/Scat. Sqm/Box	Kg/Scat. Kg/Box	Scat./Imb. Box/Packing	Pz Totali Pcs Total	Mq totali Sqm total	Kg Imb. Kg Packing	Kg Totali Kg Total	Prezzo Imb. Packing price
10x30 4"x12"	rett.	9	97,6x297	pallet	18	0,54	11,60	64	1152	34,56	20	762	-
7x28 (gent) 2,8"x11,2"	nat.	8	-	pallet	27	0,53	10,60	99	2673	52,47	20	1.069	-
7x28 (dolphin) 2,8"x11,2"	rett.	9	-	pallet	50	0,98	19,00	-	-	-	-	-	-
10x10 4"x4"	nat.	10	-	pallet	68	0,68	13,00	72	4896	48,96	20	956	-

### 12 MM 163,5x323

ABK garantisce una superficie utile pari a 1635x3230 mm, la fatturazione invece è calcolata sulla base del formato 1600x3200 mm

Su richiesta, le lastre in 12 mm di ABK possono essere rinforzate strutturalmente con una stuoia in fibra di vetro applicata sul retro con apposito collante. L'applicazione della stuoia prevede una maggiorazione di € 9,00 al mq sul prezzo netto della lastra.

ABK guarantees a useful surface area of 1635x3230 mm whereas billing is calculated on the basis of a 1600x3200 mm size.

On request, the 12 mm slabs from ABK can be reinforced with fiberglass matting applied to the rear surface using a special adhesive. The fiberglass matting application involves a 9,00 € per sqm increase on the slab's net price.

## IMBALLI - PACKAGING

### DECOR & WALL

F.to nominale Nominal size	Finitura Finish	Spessore Thickness	F.to reale (mm) Work size (mm)	Imballo Packing	Pz/Scat. Pcs/Box	Mq/Scat. Sqm/Box	Kg/Scat. Kg/Box	Scat./Imb. Box/Packing	Pz Totali Pcs Total	Mq totali Sqm total	Kg Imb. Kg Packing	Kg Totali Kg Total	Prezzo Imb. Packing price
60x120 24"x48"	rett.	7	596x1194	pallet	2	1,44	23,00	32	64	46,08	20	756	-
60x120 (do up 24"x48" STREET)	rett.	7	596x1194	pallet	2	1,44	28,30	30	60	43,20	20	869	-
30x120 12"x48"	rett.	7	297x1194	pallet	4	1,44	23,00	40	160	57,60	20	940	-
30x120 (do up touch 24"x48" FEEL)	rett.	7	297x1194	pallet	4	1,44	23,00	36	144	51,84	20	848	-
30x75 12"x30"	nat.	9	-	pallet	5	1,13	17,60	36	180	40,68	20	654	-
25x75 10"x30"	nat.	10,5	-	pallet	7	1,31	24,70	48	336	62,88	20	1.206	-
20x50 8"x20"	nat.	7	-	pallet	17	1,70	21,39	36	612	61,20	20	790	-
20x20 play 8"x8"	nat.	8,5	-	pallet	26	1,04	19,00	54	1404	56,16	20	1.046	-
7,5x30 (do up touch) 3"x12"	rett.	7	-	pallet	20	0,45	7,20	-	-	-	-	-	-
7,5x30 (crossroad 2,8"x11,2" brick)	nat.	8	-	pallet	22	0,50	7,29	96	2112	48,00	20	720	-

L'unità minima di vendita per tutti gli articoli (fondi, decori e pezzi speciali) è la scatola completa. I dati relativi agli imballi sono aggiornati al momento della stampa del catalogo e pertanto possono subire variazioni nel corso del tempo. Pezzi speciali e decori per effetto delle lavorazioni, possono presentare variazioni di tonalità.

The minimum sales quantity for all items (plain tiles, decorations and special trims) is one full box. Data referring to packaging have been update at time of printing; the actual data may be slightly different. Due to working process special trims and decors, may show variation in tonality.



La riproduzione dei colori è approssimativa.  
Colour reproduction approximate.



Marketing ABK Group  
Direfarecreare.it  
19.1

Brand of ABK Group Industrie Ceramiche s.p.a. - via S.Lorenzo N.24/a - 41034 Finale Emilia - Modena - Italy  
tel. 0535 761311 - fax 0535 761320/92800/761351

[www.abk.it](http://www.abk.it)  
#abkemozioni

**ABK**

EMOZIONI IN SUPERFICIE